

Solution Manual for Business Data Networks and Security 9th Edition by Panko  
ISBN 9780132742931 0132742934  
Full link download:  
Solution Manual:

<https://testbankpack.com/p/solution-manual-for-business-data-networks-and-security-9th-edition-by-panko-isbn-9780132742931-0132742934/>

# INSTRUCTOR'S MANUAL

## *BUSINESS DATA NETWORKS AND SECURITY, 9TH EDITION*

RAYMOND R. PANKO  
JULIA L. PANKO

PRENTICE-HALL, 2013

Control-Click on a link to follow it.



<a href="#">PREFACE FOR INSTRUCTORS</a>	<a href="#">PREFACE FOR STUDENTS</a>
---	--------------------------------------

TEACHING THE CHAPTERS	ANSWER KEYS
<a href="#">In General</a>	
<a href="#">1. Welcome to the Cloud</a>	<a href="#">1. Welcome to the Cloud</a>
<a href="#">2. Network Standards</a>	<a href="#">2. Network Standards</a>
<a href="#">3. Network Security</a>	<a href="#">3. Network Security</a>
<a href="#">4. Network Management</a>	<a href="#">4. Network Management</a>

<a href="#"><u>5. Wired Ethernet LANs</u></a>	<a href="#"><u>5. Wired Ethernet LANs</u></a>
<a href="#"><u>6. Wireless LANs I</u></a>	<a href="#"><u>6. Wireless LANs I</u></a>
<a href="#"><u>7. Wireless LANs II</u></a>	<a href="#"><u>7. Wireless LANs II</u></a>
<a href="#"><u>8. TCP/IP Internetworking I</u></a>	<a href="#"><u>8. TCP/IP Internetworking I</u></a>
<a href="#"><u>9. TCP/IP Internetworking II</u></a>	<a href="#"><u>9. TCP/IP Internetworking II</u></a>
<a href="#"><u>10. Wide Area Networks</u></a>	<a href="#"><u>10. Wide Area Networks</u></a>
<a href="#"><u>11. Networked Applications</u></a>	<a href="#"><u>11. Networked Applications</u></a>
<a href="#"><u>A. More on TCP</u></a>	<a href="#"><u>A. More on TCP</u></a>
<a href="#"><u>B. More on Modulation</u></a>	<a href="#"><u>B. More on Modulation</u></a>
<a href="#"><u>C. More on Telecommunications</u></a>	<a href="#"><u>C. More on Telecommunications</u></a>
<a href="#"><u>D. Directory Servers</u></a>	<a href="#"><u>D. Directory Servers</u></a>

# READ THIS FIRST

It is important to understand that this book is not intended to be covered front-to-back in its entirety. The 11 core chapters (excluding the hands-on chapters and the modules) form a complete course in networking. If you cover all 11 chapters, you are likely to have a week or so free for other things, such as the hands-on chapters that follow some chapters, one of the four modules at the end, or a few things those stupid authors should have put in and you have to add yourself. However, *there is not time to cover the entire book*, including all hands-on chapters and all four modules, in a normal one-semester or one-quarter course.

---

There is not time to cover the entire book, including all hands-on chapters and all four modules, in a normal one-semester or one-quarter course.

---

I teach courses on a semester basis. Each of the 11 core chapters takes me about three hours to cover. This is one semester week in a three-unit course. Module C is about equally long. (Modules A, B, and D are shorter.) Hands-on exercises vary in time from about 15 minutes to a class.

You can also shorten the chapters. The easiest way to do this is to skip boxed material which is somewhat secondary. (The box on decibels is particularly long.)

I cover a chapter, and then spend the first 20 minutes of the next class going over parts of the assigned homework students feel unsure about and all of the end-of-chapter questions. I then cover the start of the next chapter the rest of that day and all of the next day.

My suggestion, frankly, is that the first time you teach the book, stick with the 11 core chapters and one or two hands-on exercises.

# TEACHING THE CHAPTERS

## TEACHING THE BOOK IN GENERAL

### POWERPOINT PRESENTATIONS

The chapter and module PowerPoint presentations are full lectures—not just “a few selected slides.”



In the book, nearly all concepts are illustrated in the figures, and the figures are the basis for the PowerPoint presentations. The figures are somewhat adjusted for the PowerPoint presentations.

First, the font size is increased so that you can print six slides per page and still read them.

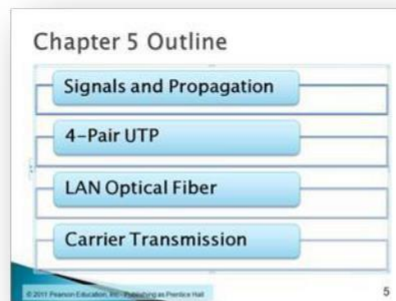
Second, more complex figures are presented as a series of slides that build these figures in steps.

Third, central concepts (CEPTs) that are critical for understanding networking are marked. You probably want to give them special emphasis.

Fourth, material that is difficult for some students is also marked. You probably want to slow down for this material. Make sure that their eyes are open, get them off their phones, and so forth.

Central Concept (CEPT)	Difficult Material
	

PowerPoint presentations are divided into sections that are marked in a reasonably consistent way. (Chapter 3 used a different section organization built around the plan/protect/respond security management cycle, and the modules do not all use it.)



## QUESTION-FOCUSED SUPPORT

There are Test Your Understanding questions after subsections in each chapter. Students should read a section and then answer the questions before going on.

There are meaty End-of-Chapter questions that require students to think about what they have learned in the chapter.

The answer keys (not to be given to students) give the teacher answers for all questions in the chapter.

Importantly, in the test item files, (multiple choice/true-false), all questions are tied to specific questions in the chapter. So if you assign specific textbook questions students are responsible for, you can select exam questions to reflect them.

---

All multiple choice and true-false questions in the test item file (TIF) are tied to specific questions in the chapter. So if you assign specific textbook questions students are responsible for, you can select exam questions to reflect them.

---

## TEACHING DIFFERENT KINDS OF COURSES

As noted earlier, this book has 11 core chapters. These can form a complete course.

### **Juni or and Seni or Courses in Infor mation Systems Programs**

With courses for juniors and seniors, covering the 11 core chapters (including “a” chapters that are case studies) will probably leave you with one or two semester weeks free. As noted earlier, this leaves time for hands-on activities (discussed earlier), additional TCP/IP material (or other material in the advanced modules), a term project, or whatever you wish to cover. However, the entire book should not be covered in a single term.

## **Community College Courses**

For freshman and sophomore courses in community colleges, it is good practice to stay with the 11 core chapters, going over chapter questions in class. If you want to do hands-on material, it is advisable to cut some material from the core chapters.

## **Graduate Courses**

Graduate courses tend to look a lot like junior and senior level courses, but with greater depth. More focus can be placed on end-of-chapter questions and novel hands-on exercises, such as OPNET simulations. It is also typical to have a term project.

## TEACHING CHAPTER 1: WELCOME TO THE CLOUD

### **Role in the Book**

The growing complexity of networking requires four introductory chapters. The concepts introduced in this chapter will be reinforced throughout the book.

Chapter 1 covers general concepts and principles we will see throughout the book.

Chapter 2 covers standards concepts and architectures, Chapter 3 covers network security, and Chapter 4 covers network management.

After these four introductory chapters, we move up through the layers, applying concepts in the first four chapters to switched Ethernet networks, wireless LANs, internets, WANs, and applications.

### **Flow of the Material**

The chapter begins with examples of how people use applications “in the cloud” today.

It then introduces basic network terminology.

It next discusses circuit switching and packet switching. It presents packet switching historically, in the context of the ARPANET.

Next comes the emergence of internetworking and the Internet.

The chapter closes with the components in a small home network to make the material in the chapter more concrete.

### **Changes from the Previous Edition**

The opening material has been changed to focus on cloud applications.

The final part has been shortened. There is no longer a discussion of LANs versus WANs. Students already know the basic distinction from earlier classes, and it seemed best to move this material to Chapter 5 (the start of LAN material) and Chapter 10 (the new chapter on WANs).

### **Central Concept**

In the definition of networking, a host is defined as any device connected to a network—servers, client PCs, smart phones, and so forth.

The chapter includes a discussion of the five layers of network operations and standards: physical, data link, internet, transport, and application.

### **Hard Parts**

Some students have a difficult time appreciating why packet switching is superior to circuit switching for bursty data.

Many students have a difficult time distinguishing between packets and frames, switches and routers, and data links and packets. The chapter shows how internetworking evolved historically out of single networks and that Cerf and Kahn had to define a second level of networking in which concepts were duplicated at both layers.

### **Teaching this Chapter**

If you can bring in any Internet memorabilia props, that's kind of fun.

Also, it helps to bring in a big switch, a big router, UTP, and home networking equipment at appropriate times in the chapter.

I often start with a discussion asking whether networking means the same thing as the Internet, when was the Internet created, who pays for the Internet, and so forth. We then cover these questions in the chapter lecture.

I assign Chapter 1a as homework. I spend a good deal of time going over student answers. (If I don't, students stop taking hands-on exercises seriously.)

Having students use Google docs or Microsoft Office Web Apps is a good way for them to appreciate cloud computing. Although cloud computing is not covered until Chapter 11, you might start the term having them work in group projects with these tools and use these tools throughout the term. In general, these tools are better for viewing documents than for creating them, so they should be able to work with existing personal productivity tools.

### **Chapter 1a: Hands-On Networking Tools**

Chapter 1a has a number of hands-on exercises to help students “burn internetworking concepts into mental ROM.” They learn how to convert 32-bit IP addresses to dotted decimal notation. Using web-based tools, they learn how to check their Internet connection speed. Students go to the Windows command line to use ping, tracert, and nslookup for DNS. They also learn to look up RFCs—specifically, a joke RFC regarding using carrier pigeons to carry packets. Students enjoy this chapter, and it makes the concepts in Chapter 1 more concrete.



## TEACHING CHAPTER 2: NETWORK STANDARDS

### **Role in the Book**

Standards are central to networking. This chapter looks at characteristics of standards, including message order, semantics, syntax, reliability, and connection orientation. In the process, students begin to learn about Ethernet, IP, TCP, UDP, and HTTP.

### **Flow of the Material**

The chapter recaps Chapter 1 concepts, especially layering.

It then discusses message ordering and reliability, comparing HTTP and TCP.

Next comes a long section on syntax and the syntax of HTTP messages, TCP segments, UDP datagrams, and HTTP messages. Only a few key fields in these messages are discussed.

The next section discusses how application programs encode text, whole numbers, and alternatives into the bits that lower-layer processes require.

Vertical communication among the five-layer processes on the source host is discussed briefly. This is really tough for students, but if they have at least a simple understanding, this is OK for an introductory course.

The chapter closes with a discussion of standards architectures and specifically the five-layer hybrid TCP/IP-OSI architecture that corporations actually use.

### **Changes from the Previous Edition**

The chapter now has a full discussion of port numbers. This was put off to a later chapter in a previous edition, but port and socket concepts are central to stateful inspection firewalls, which now dominate firewall filtering.

In encoding, voice encoding is included. It was previously left to other chapters. This gives a better overview of encoding application messages into binary data streams.

The section on multiprotocol environments has been discontinued because it is now a tertiary concern in most firms.

### **Central Concepts**

Students have to read message syntax fluently. This chapter looks at different ways of representing message syntax and introduces the important concepts of reliability and connections.

The chapter introduces the concept of TCP and UDP ports, which are important in security and other subsequent chapters.

Most centrally, the chapter discusses the evolution and importance of the hybrid TCP/IP-OSI architecture that corporations actually use.

The chapter teaches the role of the Internet Engineering Task Force and Requests for Comment (RFCs).

A central piece of terminology is that an internet with a lowercase “i” is any network of networks connected by routers. It is also spelled in lowercase when referring to the internet layer (Layer 3). It is spelled with an uppercase “I” when referring to the global Internet.

## **Hard Parts**

This is a very conceptual chapter, and students find much of it difficult. Because students do not have an existing mental framework, it is easy to learn and forget. Students have to study this material multiple times.

Vertical communication among processes on a computer is very hard for some students. The key thing to emphasize is that one set of things—encapsulation and passing down—occurs repeatedly. It is not many different things. The discussion of encapsulation is kept short. Students need the basic information. They tend to get too lost in the details.

The chapter discusses three different ways of representing message syntax. The first is field-by-field (Ethernet). The second is showing 32 bits on a line (IP, TCP, and UDP). The third is making each field a distinct line. Students need to understand each.

## **Teaching this Chapter**

This is a difficult chapter. I constantly orient the students by telling the students where we are in the chapter outline, and I frequently recap concepts. This material is unfamiliar to students and has many abstract and interrelated concepts. That makes it difficult for students to learn and retain the material.

This is a lecture chapter. However, I usually start by asking students what standards are. I then ask why they are important. I usually have students work in small buzz groups to come up with consensus answers.

Chapter 2a is a hands-on exercise in using Wireshark to capture and look at packets. Our students have their own notebooks. I have them read Chapter 2a and install Wireshark ahead of time. We then do some light packet captures and read individual packets associated with a connection-opening in TCP. We do this by turning on a capture, having them connect to a website, closing their browser, and then ending the capture.

I use Wireshark again after Chapter 8, when students have a more mature understanding of the fields in TCP, IP, and UDP. I have them do another webserver connection and disconnection, followed by captures for ARP. After Chapter 9, I have them do this for DNS, ping, and some other supervisory protocols.

## CHAPTER 1: WELCOME TO THE CLOUD

Note: Page numbers are indicated by square brackets [ ].

### TEST YOUR UNDERSTANDING QUESTIONS

1. a) Why do you think wireless is such a big concern today in networking and security? (In this book, “do you think” questions require you to go beyond what is in the text. You may not be able to answer them perfectly, but try hard because they are good learning opportunities.) [1–4]

Some talking points:

Most network implementations today are wireless.

Wireless transmission is more risky because adversaries can easily intercept signals.

Wireless propagation is less predictable than wired transmission

Wireless standards and products are maturing rapidly.

- b) Distinguish between cloud data storage and synchronization on the one hand and cloud software service on the other. [2–4]

Some talking points:

Cloud data storage and synchronization is concerned only with data handling.

Cloud software service makes applications available to users.

- c) What do you think are the advantages of each? [2–4]

Some talking points:

Data service is simpler and therefore more manageable.

Providing applications is a good way to increase value.

- d) What do you think are their disadvantages? [2–4]

Some talking points:

They represent major security risks.

Services are immature and therefore difficult and costly to use from the labor viewpoint.

- e) Why do you think the bring your own device (BYOD) revolution has made networking more difficult? List several issues. [1–4]

Some talking points:

There is great device diversity and no standardization of devices.

Security on BYOD devices is immature to nonexistent.

Employees typically own their devices, so control over them is difficult.

Employees typically mix personal and business data and applications.

Employees do not understand security issues well.

There is limited management application software for managing BYOD devices.

There is no consensus on how to manage BYOD devices.

2. Go to YouTube and watch "A Day Made of Glass" by the Corning Corporation. List new ways of displaying information shown in the video. [No Page Numbers]

3. a) What information could Claire learn about individual access points? [5–6]

Names (SSIDs)

Signal strengths

Ethernet address (BSSIDs)

Security standards in use

b) Distinguish between SSIDs and BSSIDs. [5]

The SSID is the name of the access point and network (FBP).

The BSSID is the access point's (Ethernet) address.

c) What is a rogue access point? [6]

An access point set up by an individual employee or department without authorization. d) Why do you think rogue access points are dangerous? [6]

Some talking points:

They may have poor security, allowing attackers to get in without going through the site's firewall.

They may interfere with the operation of legitimate access points.

e) Why is centralized wireless management highly desirable compared to "management by walking around" as Claire does today? [6]

She will not have to walk around to find transmission problems.

It will identify rogue access points and access points outside the building automatically.

She can remotely diagnose problems and make changes.

She can dynamically adjust access point power to special conditions.

4. a) List major wireless LAN security issues. [7–9]

The need to create security policies for mobile devices

Maturity of security on devices is improving, but new problems constantly appear

Diversity of device software Pace

of change in technology Physical

loss of mobile devices Rogue

access points are a problem

b) Why is BYOD security so difficult today? [7]

Immaturity of product security  
High diversity among products  
Rapid pace of change

5. Why does this book combine networking and security? [7–8]

6. a) Give the book's definition of network. [8]

As a working definition, a network is a system that permits applications on different hosts to work together.

b) What is a networked application? [9]

Networked applications are applications that require networks to work.

c) What are Web 2.0 applications? [9]

In Web 2.0 applications, users supply the content.

d) What are social media applications? [9]

These are applications that facilitate the creation and maintenance of group relationships. e) What is a host? [10]

A host is any device attached to a network.

f) Is your laptop PC or desktop PC a host? [9–

10] Yes, if it is connected to a network.

g) Is a smartphone a host? [9–10]

h) Why is the network core shown as a cloud? [10]

To emphasize that the user does not have to look inside the cloud to see how it works.

i) Why may the user need to know more about his or her access link than about the network cloud? [10– 11]

If the user needs to take any action regarding the network, it is likely to be regarding the access link.

Users may have to plug in access link technology, configure it, and troubleshoot simple problems.

7. a) Are network speeds usually measured in bits per second or bytes per second?

[13] Bits per second

b) How many bits per second (without a metric prefix) is 20 kbps? Use commas.

[13] 20,000 bps

c) How many bits per second (without a metric prefix) is 7 Mbps? Use commas.

[13] 7,000,000 bps

- d) How many bits per second (without a metric prefix) is 320 kbps? Use commas.  
[13] 320,000 bps
- e) Is the metric prefix for kilo k or K? [13]  
k
- f) Express 27,560 bps with a metric prefix.  
[13] 27.56 kbps
8. a) Why is paying for a transmission line by the minute not too bad for voice conversations? [15]  
One person or the other is talking most of the time, so there is not a huge amount of unused bandwidth being wasted.
- b) For what two reasons is paying for a transmission line by the minute bad for data transmissions? [15]  
Data transmission is bursty, with short bursts of traffic separated by long silences. A great deal of paid-for bandwidth is wasted.
9. a) In packet switching, what does the source host do? [16–17]  
In packet switching, the source host fragments the application message into many smaller pieces called packets. It submits these packets to the network.
- b) About how long is a packet?  
[16] About 100 bytes long
- c) Why is fragmentation done? [17]  
Packet switching saves money by multiplexing multiple conversations over expensive circuits.
- d) Where is reassembly done? [16]  
On the destination host
- e) What are the two benefits of multiplexing? [17]  
It reduces costs.  
If there is an error in a packet, only that packet has to be resent—not the entire application message.
- f) When a packet switch receives a packet, what decision does it make? [17]  
It makes a forwarding decision—deciding which port to send the packet back out.
- g) Do packet switches know a packet's entire path through a network?  
[18] No
- h) In Figure 1-14, if Packet Switch A receives a packet addressed to Destination Host W, where will it send the packet?
10. a) In Figure 1-15, how many physical links are there between the source host and the destination host along the indicated data link? [20]

- b) How many data links are there between the source host and the destination host? [20]  
1 (by definition)
- c) If a packet passes through eight switches between the source and destination hosts, how many physical links will there be? (Careful!) [19-20]  
9 (Draw the picture. There is always one more link than switches.)
- d) How many data links will there be? [19-20]  
1 (by definition)
11. a) On the ARPANET, explain the functions of IMPs. [20]
- b) How is this like what packet switches do today?  
[20] They forward packets.
- c) How is it more than packet switches do today? [20]  
They also fragment application messages. This is done by hosts today, rather than packet switches.
12. a) What organization sets Internet standards today?  
[22] The Internet Engineering Task Force (IETF)
- b) What does the IETF call its standards? [21]
13. a) How did Ray Tomlinson extend e-mail? [22]  
Previously, e-mail was sent only between users on the same server host.  
Tomlinson extended e-mail to be sent between users on different server hosts.
- b) How did he change e-mail addresses? [22]  
Previously, e-mail addresses had been user account names on the host.  
He also needed to add the host on which the account resided to the address.  
His final address was the account name, an @ sign, and the hostname.
14. What problem did Bob Kahn face? [23]  
He was supporting several networks, and users on one network could not communicate with hosts on other networks.
15. a) What device connects different networks into an internet?  
[23] A router
- b) What is the old name for this device? [23]
16. a) Distinguish between internet with a lowercase *i* and Internet with an uppercase *I*. [25]  
Lowercase: an internet and the internet layer (except at the beginning of a sentence)  
Uppercase: the global Internet

b) Why are many networking concepts duplicated in switched networks and internets? [25]

Individual networks already existed. They had different technologies and addressing schemes. The only way to connect their users was to add a second level of networking, including messages, forwarding devices, and end-to-end paths.

c) What are the two levels of addresses? [25]

Single network addresses (at the data link layer)

Internet addresses (IP addresses) at the internet layer

d) How long are IP addresses? [25-26]

Initially, in IPv4, 32 bits

Later, in IPv6, 128 bits

e) How are IPv4 addresses usually expressed for humans? [25-26]

IPv4 addresses are expressed in dotted decimal notation for human reading.

f) Distinguish between packets and frames. [26]

Packets at the data link layer are called frames, and packets at the internet layer are called packets.

g) A host transmits a packet that travels through 47 networks. How many packets will be there along the route? [26]

h) How many frames will be there along the route?

[26] 47

i) Are frames carried inside packets? [26]

No, packets are carried inside frames.

j) Distinguish between switches and routers. [27]

Switches are forwarding devices for frames at the data link layer.

Routers are forwarding devices for packets at the internet layer.

k) Distinguish between physical links, data links, and routes. [27]

A physical link connects adjacent devices in a single network.

A data link is the path a frame takes through a single network.

A route is the path a frame takes through an internet.

l) Distinguish between what happens at the internet and transport layers. [27-28]

The internet layer forwards a packet across routers from the source host to the destination host. The internet layer also governs packet organization.

The transport layer fragments and defragments application messages. It also checks for errors.

m) Do IPv4, IPv6, or both use dotted decimal notation for human reading? [25-

26] No

n) Why are application layer standards needed? [28]



So that application programs can work together.

o) List the numbers and names of the five layers. [29]

5. Application
4. Transport
3. Internet
2. Data Link
1. Physical

17. a) What are the roles of the Internet Protocol? [30]

The Internet Protocol deals with addresses and functionality for routers to move packets across an internet.

b) What are the roles of the Transmission Control Protocol? [30]

It places packets in order, corrects errors, and reduces the likelihood of congestion. It also does fragmentation and defragmentation.

c) What are the limitations of the User Datagram Protocol? [30]

It cannot do error handling.  
Application messages must fit into a single UDP datagram.

d) Why is UDP used sometimes? [30]

Requires less processing burden on the hosts  
Creates less traffic burden on the network

e) What is TCP/IP? [31]

TCP/IP is a family of standards including IP, TCP, UDP, and many other standards.

18. a) In what sense is January 1, 1983, the birthday of the Internet? [31] On that day, NCP was ended and all hosts had to follow TCP/IP.

b) In what sense is it not? [31]

Most systems were already using TCP/IP anyway.

19. a) What was the Acceptable Use Policy in place on the Internet before 1995? [31]

The NSF ran the backbone. It forbade the use of commercial activities through the AUP.

b) Why did commercial activities on the Internet become acceptable in 1995? [31]

The government stopped paying for Internet transmission, so its restrictions on the Internet's use ceased to exist. The Acceptable Use Policy was gone.

c) What do we call the carriers that provide Internet service?

[31] Internet service providers [ISPs]

d) Why do they need to be interconnected? [31]

Two hosts that need to communicate over the Internet may be on different ISPs. The ISPs need to be interconnected to carry such traffic.

- e) At what locations do ISPs interconnect?  
[31] Network access points (NAPs)
20. a) Why do servers need static IP addresses? [33]  
So that client hosts can know how to find them.
- b) What protocol provides a client PC with its dynamic IP address?  
[33] The Dynamic Host Configuration Protocol (DHCP)
- c) What other configuration information does this protocol provide? [33]  
Configuration information also includes the IP addresses of local Domain Name System (DNS) servers, which we will see next. It includes other information such as a subnet address mask, which we will see later in this book.
- d) Why should PCs get their configuration information dynamically instead of manually? [34]  
With DHCP, every client PC automatically gets hot fresh information every time it boots up. If configuration information changes, all client PCs will be updated automatically. With manual configuration, every change in basic configuration information would require manual changes on each client. This would be very expensive.
21. a) To send packets to a target host, what must the source host know?  
[34] The IP address of the target host.
- b) If the source host knows the host name of the target host, how can it get the target host's IP address? [34]  
It sends a DNS request message to a DNS server. This message contains the host name of the target host and requests the IP address of the target host.  
The DNS server sends back a DNS response message containing the IP address of the target host (or an error message explaining why it failed to find the requested IP address).
22. Both DHCP servers and DNS servers send a host an IP address. These are the IP addresses of what hosts?  
This is an important question that helps students distinguish between these two types of servers.  
DHCP servers give a client an IP address for the client to use as its own.  
DNS servers give a client the IP address of a target host, to which the client host wishes to send packets.
23. a) List the hardware elements in the small home network described in this section. [35–37]  
Broadband modem  
Wireless access router  
Client PCs (and other client devices)  
Printer  
4-Pair UTP wiring
- b) For wired connections, what transmission medium is used?  
[36] 4-pair UTP.
- c) What is its connector standard? [36]

RJ-45

d) What is the standard for wireless PCs and printers to connect to a wireless access point?

[36] 802.11

e) What are the five hardware functions in a wireless access router? [37]

Router

Ethernet switch

Wireless access point (if included)

DHCP server

Network Address Translation (NAT)

f) Why is the DHCP function necessary? [37]

So that hosts on the home networks can have individual IP addresses. The ISP gives only a single ISP address to the access router.

g) Why is NAT necessary? [37]

So that transmissions to and from the Internet by different internal devices can be sent from and to the correct device.

h) What three services does this network provide to the desktop PC and the wireless tablet? [37-38]

Shared Internet access

File sharing

Printer sharing

i) Which devices need to be configured? (List them.) [38]

Each client PC

The printer

The remote access router

## END-OF-CHAPTER QUESTIONS

### Thought Questions

1. a) In Figure 1-15, when Host X transmits a packet along the data link shown, how many physical links are there along the data link shown?

5

b) How many data links?

[20] 1

2. a) In Figure 1-20, how many physical links, data links, and routes are there along the way when Host A sends a packet to Host B?

Physical links: 7

Data links: 3

Routes: 1

b) When Host E sends to Host C? (Assume that hops will be minimized across switches and routers.)

Physical links: 8

Data links: 3

Routes: 1

c) When Host D sends to Host E?

Physical links: 3

Data links: 1

Routes: 1

3. In a certain network, there are nine routers between Host R and Host S. a) How many data links will there be along the way when Host R transmits a packet to Host S? (Hint: Draw a picture.)

10

b) How many

routes? 1

c) How many frames?

10

4. Why does it make sense to make only the transport layer reliable? This is not a simple question.

First, error correction has to be done only on the source and destination hosts—not on each router along the way.

Second, it is directly beneath the application layer, so wherever errors occur, the application program gets clean data.

5. a) What does it mean that data transmission is bursty?

There are brief transmission bursts separated by long silences.

b) Why is burstiness bad if you pay for a transmission line by the

minute? You will be paying for capacity you are not using.

6. What layer fragments application messages so that each fragment can fit inside an individual packet? The transport layer

## Case Study

1. A friend of yours wishes to open a small business. She will sell microwave slow cookers. She wishes to operate out of her house in a nice residential area. She is thinking of using a wireless LAN to connect her four PCs. What problems is she likely to run into? Explain each as well as you can. Your explanation should be directed to her, not to your teacher. This is not a trivial problem.

Student answers will vary. The goal of this question is not to get specific answers but to help students think through the matter.

She will need to purchase cable modem service or DSL service with sufficient speed.

She will need to have a wireless access router.

She will have to configure the router and the individual PCs.

<She should turn on security.>

## CHAPTER 1A: HANDS-ON:

### TEST YOUR UNDERSTANDING QUESTIONS

1.
  - a) What is 11001010 in decimal? [43–44] 202
  - b) Express the following IP address in binary: 128.171.17.13. (*Hint*: 128 is 10000000. Put spaces between each group of 8 bits.) [43-44]  
10000000 10101011 00010001 00001101
  - c) Convert the following address in binary to dotted decimal notation: 11110000 10101010 00001111 11100011. (Spaces are added between bytes to make reading easier.) (*Hint*: 11110000 is 240 in decimal.) [43-44]  
240.170.15.227
2.
  - a) What kind of connection do you have (telephone modem, cable modem, LAN, etc.)? [44] Student answers will vary.
  - b) What site did you use for your first test? [44]
  - c) What did you learn? [44] Student answers will vary.
  - d) What site did you use for your second test? [44] Student answers will vary.
  - e) Did you get different results? [44]
3. Go to the command line. Clear the screen. [45] There is no answer to this part.
4. Use ipconfig/all or winipconfig.
  - a) What is your computer's IP address? [45] Student answers will vary.
  - b) What is its Ethernet address? [45] Student answers will vary.
  - c) What is your default router (gateway)? [45] Student answers will vary.
  - d) What are the IP addresses of your DNS hosts? [45]

Student answers will vary.

e) What is the IP address of your DHCP server?

[45] Student answers will vary.

f) When you get a dynamic IP address, you are given a lease specifying how long you may use it. What is the starting time of your lease and the ending time? [45]

Student answers will vary.

5. Ping a host whose name you know and that you use frequently. What is the latency? If this process does not work because the host is behind a firewall, try pinging other hosts until you succeed. [45]

Student answers will vary.

6. Ping 127.0.0.1. Did it succeed?

It should succeed, or the student has no Internet connection.

7. Do a tracert on a host whose name you know and that you use frequently. You can stop the tracert process by hitting Control-C. [45]

a) What is the latency to the destination host?

[45] Student answers will vary.

b) How many routers are there between you and the destination host? If this does not work because the host is behind a firewall, try reaching other hosts until you succeed. [45]

Student answers will vary.

8. Distinguish between the information that ping provides and the data that tracert provides. [45]

Ping determines if another host is reachable and provides latency to a destination host.

Tracert does this too; in addition, it identifies each router along the way and gives the latency to each router.

9. Find the IP address for Microsoft.com and Apple.com. [46]

These vary over time. In addition, each has multiple webservers, so different students will get different answers.

10. a) Look up RFC 1149. [46]

There is no answer to this part.

b) In layperson's terms, what does this RFC specify? [46]

RFC1149 is the standard for the transmission of IP datagrams on Avian Carriers—in other words, using carrier pigeons to carry packets.

c) What are its sections? (This is a serious question. You should learn how RFCs are structured.) [46]

Title

RFC Number, Date

Status of this Memo

Overview and Rational

Frame Format

Security Considerations

Author's Address

d) On what day was it created?

RFC1149 was created on April Fool's Day in 1990, and its latest edition was created nine years later on the same day (1 April 1999).



## CHAPTER 2: NETWORK STANDARDS

### TEST YOUR UNDERSTANDING QUESTIONS

1. a) Give the definition of network standards that this chapter introduced. [48]

Network standards are rules of operation that govern the exchange of messages between two hardware or software processes. This includes message semantics, syntax, message order, reliability, and connection orientation.
- b) In this book, do standards and protocols mean the same thing?  
[47] Yes
2. a) What three aspects of message exchanges did we see in this section? [51-52] Message order, semantics, and syntax
- b) Give an example not involving networking in which the order in which you do things can make a big difference. [No page number]

Student answers will vary.  
Example: Installing a printer on a computer (when to power it on, etc.).
- c) Distinguish between syntax and semantics. [51-52]

Syntax governs the organization of messages.  
Semantics defines the meaning of messages.
3. a) Describe the simple message ordering in HTTP. [53]

The client sends an HTTP request.  
The server sends an HTTP response.
- b) In HTTP, can the server transmit if it has not received a request message from the client?  
[53] No.
- c) Describe the three-step handshake in TCP connection openings. [53-55]

The initiating host sends a SYN segment indicating that it wants a connection.  
The other host sends a SYN/ACK segment to acknowledge the SYN and to indicate that it is willing to open a connection.  
The initiating host sends an ACK segment to acknowledge the SYN/ACK. The connection is now open.
- d) What kind of message does the destination host send if it does not receive a segment during a TCP connection? [54-55]

None
- e) What kind of message does the destination host send if it receives a segment that has an error during a TCP connection? [54-55]

None (It simply drops the segment.)

f) Under what conditions will a source host TCP process retransmit a segment?

[55] If it has *not* received an acknowledgement after a preset delay

g) Describe the four-step handshake in TCP connection closes. [56]

h) After a side initiates the close of a connection by sending a FIN segment, will it send any more segments? Explain. [56]

i) In Figure 2-7, suppose Host A had already sent A6 before it realized that it would need to resend A5. When it then resent A5, A6 would arrive before A5. How would Host B be able to put the information in the two segments back in order? [55-56]

4. a) What are the three general parts of messages? [57–58]

The three general parts of messages are the header, the data field, and the trailer.

b) What does the data field contain? [58]

The data field contains the content being delivered by the message.

c) What is the definition of a header? [58]

The header is everything that comes before the data field.

d) Is there always a data field in a message? [58]

No, there is not always a data field in a message.

e) What is the definition of a trailer? [58]

The trailer is everything that comes after the data field.

f) Are trailers common?

[58] No.

g) Distinguish between headers and header fields. [58]

h) Distinguish between octets and bytes. [58]

The two terms mean the same thing.

5. a) How long are Ethernet MAC addresses?

[60] 48 bits long

b) What devices read Ethernet destination MAC addresses? [59]

Switches. (Also the destination host, to see if the frame is addressed to it.)

c) If the receiver detects an error on the basis of the value in the Frame Check Sequence field, what does it do? [60]

It discards the frame. There is no retransmission.

d) Ethernet does error detection but not error correction. Is Ethernet a reliable protocol? Explain.

[60] No, to be a reliable protocol, a protocol must correct errors, not simply detect them.

6. a) How many octets long is an IPv4 header if there are no options? (Look at Figure 2-10.) [60-61]

If there are no options, the IP header will be 20 octets.

b) List the first bit number on each IPv4 header row in Figure 2-10, not including options. Remember that the first bit in Row 1 is Bit 0. [61]

0, 32, 64, 96, and 128.

c) What is the bit number of the first bit in the destination address field in IPv4? (Remember that the first bit in binary counting is Bit 0.) [61]

128 (The first bit on each line is 0, 32, 64, 96, and 128.)

d) How long are IPv4 addresses? [61] IP

addresses are 32 bits long.

e) What device in an internet besides the destination host reads the destination IP address?

[60] Each router along the way reads the destination IP address.

f) What is this device's purpose in doing so? [60]

The router reads the IP address in order to learn how to forward the IP packet to the next router or to the destination host itself.

g) Is IP reliable or unreliable? Explain. [60]

IP is unreliable. It does error detection and discarding; it does not do error correction.

7. a) Why was TCP designed to be complex? [61]

The Transmission Control Protocol (TCP) is complex because it is meant to handle complex internetworking management tasks that the simply designed IP cannot handle.

b) Why is it important for networking professionals to understand TCP? [61]

It is important for networking professionals to understand TCP because they will have to use TCP to deal with more complex internetworking management tasks.

c) What are TCP messages called? [61]

TCP messages are called TCP segments.

8. a) Why are sequence numbers good? [62]

Sequence numbers are good because they allow the receiving transport process to put arriving TCP segments in order if IP delivers them out of order.

b) What are 1-bit fields called?

[61] Flag fields.

c) If someone says that a flag field is set, what does this mean?

[61] Its value is 1

d) If the ACK bit is set, what other field must have a value? [61,

63] The acknowledgement number field.

e) What is the purpose of the acknowledgment number field? [61, 63]

To indicate which segment that was sent earlier the segment containing the acknowledgement number field is acknowledging.

9. a) What are the four fields in a UDP header? [43]

The four fields in a UDP header are the two port number fields, the length field, and the header checksum field.

b) Describe the third. [43]

The length field gives the length of the UDP datagram.

c) Describe the fourth. [43]

The header checksum field allows the receiver to check for errors. If an error is found, the UDP datagram is discarded.

d) Is UDP reliable? Explain. [43]

No, it does error detection but not error correction.

10. a) What type of port numbers do servers use for common server programs?

[64] Well-known port numbers.

b) What type of port numbers do clients use when they communicate with server programs?

[64] Ephemeral port numbers.

c) What is the range of port numbers for each type of port? [64]

Well known: 0 through 1023

Ephemeral in Windows: 1024 to Port 4999

d) How are ephemeral port numbers generated? [64]

The client generates them. It generates an ephemeral port number for every connection to an application on a host.

e) Why are they called ephemeral? [64]

They are discarded after the connection ends.

11. a) What is the syntax of a socket? [65]

A socket is written as an IP address, a colon, and a port number, for instance, 128.171.17.13:80. b)

In Figure 2-13, when the client transmits to the webserver host, what is the source port number? [65]

2707

- c) What is the destination port number?  
[65] 80
- d) What is the source socket? [65]  
60.171.18.22:2707
- e) What is the destination socket?  
[65] 1.33.17.3:80
- f) When the SMTP server transmits to the client host, what is the source port number?  
[65] 25
- g) What is the destination port number? [65]  
4400
- h) What is the source socket?  
[65] 123.30.17.120:25
- i) What is the destination socket?  
[65] 60.171.18.22
12. a) Is the application layer standard always HTTP? [65–  
66] No
- b) Which layer has the most standards? [65]
- c) At which layer would you find standards for voice over IP? (The answer is not explicitly in this section.) [65-66]  
Application layer (it is an application).
- d) Are all application layer standards simple like HTTP?  
[67] No, many are much more complex.
- e) In HTTP response headers, what is the syntax of most lines (which are header fields)?  
[67] They consist of a keyword, a colon, and the value for the keyword.
- f) In HTTP request and response message, how is the end of a field indicated? [67]  
With a carriage return/line feed, which starts a new line.
- g) Do HTTP request messages have headers, data fields, and trailers?  
No, they just have headers. They do not have data fields or trailers.
- h) Do HTTP response messages that deliver files have headers, data fields, and trailers?  
[67] No, they just have headers and data fields.  
They do not have trailers.
13. a) What is encoding? [68]  
Converting application message content into bits.

b) At what layer is encoding done?

[68] The application layer

14. a) Explain how many bytes it will take to transmit "Hello World!" without the quotation marks. (The correct total is 12.) [68]

Component	Length
Hello	5
Space	1
World	5
!	1
Total	12

b) If you go to a search engine, you can easily find converters to represent characters in ASCII. What are the 7-bit ASCII codes for "Hello world" without the quotation marks? (Hint: H is 1001000.) [68]

H 1001000  
e 1100101  
l 1101100  
l 1101100  
o 1101111 <sp>  
0100000  
W 1010111  
o 1101111  
r 1110010  
l 1101100  
d1100100

15. a) Does binary counting usually begin at 0 or 1?

[69] 0 (usually)

b) Give the binary representations for 13, 14, 15, 16, and 17 by adding one to successive numbers (12 is 1100). [69]

13: 1101  
14: 1110  
15: 1111  
16: 10000  
17: 10001

16. a) If a field is N bits long, how many alternatives can it represent? [70-71]  $2^N$

b) How many alternatives can you represent with a 4-bit field? [70-71]

$2^4=16$

c) For each bit you add to an alternatives field, how many additional alternatives can you represent? [70-71]

Twice as many

d) How many alternatives can you represent with a 10-bit field? (With 8 bits, you can represent 256 alternatives). [70-71]

$2^8 = 256$  and  $2^9 = 512$ , so  $2^{10} = 1,024$ .

e) If you need to represent 128 alternatives in a field, how many bits long must the field be? [70-71]

7 ( $2^7 = 128$ ) [70-71]

f) If you need to represent 18 alternatives in a field, how many bits long must the field be? [70-71]

4 bits can only encode 16 alternatives, so 4 bits is not enough.

5 bits can represent 32 alternatives; this is sufficient.

g) Come up with three examples of things that can be encoded with 3 bits. [70-71]

With three bits, there can be 8 possibilities. Student answers will vary. Examples include: Points on a six-sided star, five to eight priority levels, the names of the seven continents, and the days of the week.

17. a) Why is the electrical signal generated by a microphone called an analog signal?

[72] They are similar to (analogous to) the voice input signal.

b) What two things does a codec do? [72]

Encode voice signals into binary signals.

Compress the binary signal.

c) Is there a single codec standard? [72]

No, there are many. They have different compression, quality, and other characteristics.

18. a) What is encapsulation? [72]

Encapsulation is placing a message in the data field of another message.

b) Why is encapsulation necessary for there to be communication between processes operating at the same layer but on different hosts, routers, or switches? [72]

The fact that two processes other than physical layer processes cannot communicate directly requires the use of encapsulation.

c) After the internet layer process in Figure 2-19 receives the TCP segment from the transport layer process, what two things does it do? [72-73]

The internet layer process encapsulates the TCP segment in the data field of an IP packet and passes the IP packet down to the data link layer process.

d) After the data link layer process in Figure 2-19 receives the IP packet from the internet layer process, what two things does it do? [72-73]

The data link layer process encapsulates the IP packet in the data field of a frame and passes the IP packet down to the physical layer process.

e) After the physical layer process receives a frame from the data link layer process, what does the physical layer process do? [72–73]

It does not do encapsulation. It turns the bits of the frame into signals.

f) If encapsulation occurs on the source host, what analogous process do you think will occur on the destination host? (The answer is not in the text.) [72–73]

Decapsulation

19. a) What does a network standards architecture do? [75]

Network standards architectures break the standards functionality needed for communication into layers and define the functions of each layer.

———— b)

c) What are the two dominant network standards architectures? [75]

The two dominant network standards architectures are OSI and TCP/IP.

d) What is the dominant network standards architecture in most real firms today?

[75] The hybrid TCP/IP–OSI architecture.

e) Are the two network standards architectures competitors? [75]

No, although OSI and TCP/IP sometimes are viewed as competitors, they actually work together in most corporate networks.

20. a) What standards agencies are responsible for the OSI standards architecture? Just give the acronyms. [76]

ISO and ITU-T

b) At which layers do OSI standards dominate usage?

[76] Physical and data link (1 and 2)

21. a) Which of the following is an architecture: TCP/IP, TCP, or IP? [78]

TCP/IP

b) Which of the following are standards: TCP/IP, TCP, or IP?

[78] TCP and IP

c) What is the standards agency for TCP/IP? [78]

Internet Engineering Task Force (IETF)

d) Why have this agency's standards been so successful? [78]

IETF TCP/IP standards have been successful because they tend to be simple standards that can be implemented quickly and inexpensively. (Not primarily because of the use of these standards on the Internet.)

e) What are most of this agency's documents called? [78]

Most of this agency's documents are called requests for comment (RFCs).

f) At which layers is TCP/IP dominant? [79]



Internet and transport layers

22. a) Is any standards architecture dominant at the application layer? [79]

No, standards architecture is dominant at the application layer, although IETF protocols are widely used.

b) Do almost all applications, regardless of what standards architecture they come from, run over TCP/IP standards at the internet and transport layers? [79]

Yes

23. a) Which layers of the hybrid TCP/IP–OSI standards architecture use OSI standards?

[80] Physical and data link.

b) Which layers use TCP/IP standards? [80]

Internet and transport.

c) Do wireless LAN standards come from OSI or TCP/IP? Explain. (The answer is not explicitly in this section.) [80]

OSI; LANs are single networks, and single network standards at Layer 1 and Layer 2 come from OSI.

d) Do switched WAN standards come from OSI or TCP/IP? Explain. (Again, the answer is not explicitly in this section.) [80]

OSI. LANs are single networks, and single network standards at Layer 1 and Layer 2 come from OSI.

\*24.a) At which layers do OSI standards dominate usage? [80]

1 and 2 (physical and data link)

b) Name and describe the functions of OSI Layer 5. [82]

OSI Layer 5 is the OSI session layer. It initiates and maintains a connection between application programs on different computers. It is especially good for database applications. If communication fails during a transaction, the entire transaction does not have to be done over— only the work since the last rollback point.

c) Name and describe the intended use of OSI Layer 6. [81]

OSI Layer 6 is the OSI presentation layer. It is designed to handle data formatting differences between two computers, as well as compression and encryption.

d) How is the OSI presentation layer actually used? [81]

The OSI presentation layer is actually used as a category for data file formats.

e) Beginning with the physical layer (Layer 1), give the name and number of the OSI layers. [80–81]

1. Physical
2. Data link
3. Network
4. Transport
5. Session

6. Presentation
7. Application

## END-OF-CHAPTER QUESTIONS

### Thought Questions

1. How do you think TCP would handle the problem if an acknowledgment were lost, so that the sender retransmitted the unacknowledged TCP segment, therefore causing the receiving transport process to receive the same segment twice? [54–55]

Both segments would have the same sequence number. The receiving transport process would realize this and drop the duplicate.

2. a) In Figure 2-13, what will be the value in the destination port number field if a packet arrives for the e-mail application? [65]

25

- b) When the HTTP program sends an HTTP response message to a client PC, in what field of what message will it place the value 80? [65]

It will place the value 80 in the source port number field of the TCP segment contained in the transmitted packet.

3. Binary for 47 is 101111. Give the binary for 48, 49, and 50. [69]

48: 110000

49: 110001

50: 110010

4. You need to represent 1,026 different city names. How many bits will this take if you give each city a different binary number? [70–71]

10 bits can represent 1,024 cities.

11 bits can represent 2,048 cities.

10 bits is not enough. We must use 11 bits.

### Brainteaser Questions

1. How can you make a connectionless protocol reliable? (You may not be able to answer this question, but try.)

You do not have sequence and acknowledgement numbers.

So you have to send one message, then stop and wait for an acknowledgement before sending the next messages.

This is very slow compared with being able to send many messages before getting acknowledgements, as TCP can do.

2. Spacecraft exploring the outer planets need reliable data transmission. However, the acknowledgments would take hours to arrive. This makes an ACK-based reliability approach unattractive. Can you think of another way to provide reliable data transmission to spacecraft? (You may not be able to answer this question, but try.)

Spacecraft transmission uses forward error correction, in which messages are sent with redundant bits. There is enough redundancy in messages to allow the receiver to correct most errors during transmission.

(FEC also is used in wireless LAN transmission because of the high error rates in wireless transmission.)