

**Test Bank for Essentials of Genetics 8th Edition by Klug Cummings Spencer
and Palladino ISBN 1256943665 9781256943662**

Full link download

Test Bank

<https://testbankpack.com/p/test-bank-for-essentials-of-genetics-8th-edition-by-klug-cummings-spencer-and-palladino-isbn-1256943665-9781256943662/>

Essentials of Genetics, 8e (Klug)

Chapter 2 Mitosis and Meiosis

1) During interphase of the cell cycle,_____.

- A) DNA recombines
- B) sister chromatids move to opposite poles
- C) the nuclear membrane disappears
- D) RNA replicates
- E) DNA content essentially doubles

Answer: E

Section: 2.3

2) If a typical somatic cell has 64 chromosomes, how many chromosomes are expected in each gamete of that organism?

- A) 8 B) 16
- C) 32 D) 64
- E) 128

Answer: C

Section: 2.4

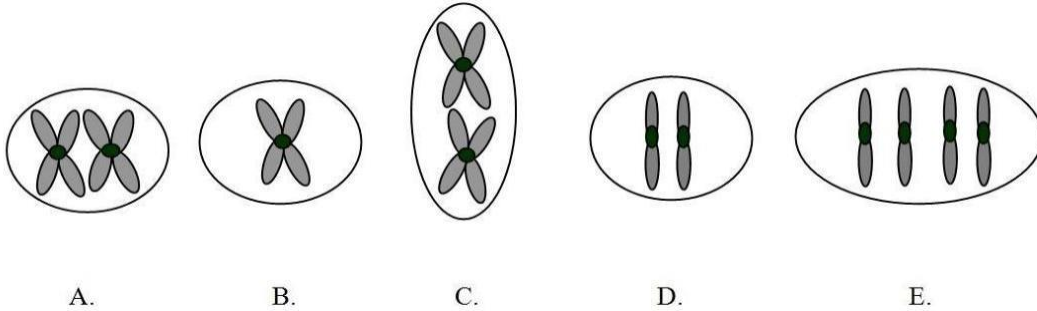
3) In an organism with 52 chromosomes, how many bivalents would be expected to form during meiosis?

- A) 13 B) 26
- C) 52 D) 104
- E) 208

Answer: B

Section: 2.4

4) The ant *Myrmecia pilosula* is found in Australia and is named *bulldog* because of its aggressive behavior. It is particularly interesting because it carries all its genetic information in a single pair of chromosomes. In other words, $2n = 2$. (Males are haploid and have just one chromosome.) Which of the following figures would most likely represent a correct configuration of chromosomes in a metaphase I cell of a female?



- A) A
- B) B
- C) C
- D) D
- E) E

Answer: A
Section: 2.4

5) For the purposes of this question, assume that a G1 somatic cell nucleus in a female *Myrmecia pilosula* contains 2 picograms of DNA. How much DNA would be expected in a metaphase I cell of a female?

- A) 16 picograms
- B) 32 picograms
- C) 8 picograms
- D) 4 picograms
- E) Not enough information is provided to answer the question.

Answer: D
Section: 2.4

6) An interesting group of ants consists of several virtually identical, closely related species, with females having chromosome numbers of 18, 20, 32, 48, 60, 62, and 64. If one crossed a female of species (A) with 32 chromosomes and a male species (B) with 9 chromosomes (males are haploid, and each gamete contains the n complement), how many chromosomes would one expect in the body (somatic) cells of the female offspring?

- A) 4.5 B) 9
- C) 25 D) 32
- E) 41

Answer: C
Section: 2.4

7) What is the outcome of synapsis, a significant event in meiosis?

- A) side-by-side alignment of nonhomologous chromosomes
- B) dyad formation
- C) monad movement to opposite poles
- D) side-by-side alignment of homologous chromosomes
- E) chiasma segregation

Answer: D

Section: 2.4

8) In a healthy male, how many sperm cells would be expected to form from (a) 400 primary spermatocytes? (b) 400 secondary spermatocytes?

- A) (a) 800; (b) 800
- B) (a) 1600; (b) 1600
- C) (a) 1600; (b) 800
- D) (a) 400; (b) 400
- E) (a) 100; (b) 800

Answer: C

Section: 2.5

9) In a healthy female, how many secondary oocytes would be expected to form from 100 primary oocytes? How many first polar bodies would be expected from 100 primary oocytes? A) 200; 50

- B) 100; 50
- C) 200; 300
- D) 100; 100
- E) 50; 50

Answer: D

Section: 2.5

10) Which type of cell structure is the nucleolus organizer (NOR) responsible for producing?

Answer: ribosome

Section: 2.1

11) Name two cellular organelles, each having genetic material, that are involved in either photosynthesis or respiration.

Answer: chloroplasts and mitochondria

Section: 2.1

12) List four terms used to describe the normal morphologies, with respect to arm ratio, of eukaryotic chromosomes.

Answer: metacentric, submetacentric, acrocentric, telocentric

Section: 2.2

13) Homologous chromosomes can be matched by their similar structure and function within a nucleus. Which chromosomes making up a genome do not follow the same characteristics of homology?

Answer: sex-determining chromosomes

Section: 2.2

14) How many haploid sets of chromosomes are present in a diploid individual cell with a chromosome number of 46? 32?

Answer: 2; 2

Section: 2.3

15) How many haploid sets of chromosomes are present in an individual cell that is tetraploid ($4n$)?

Answer: 4

Section: 2.3

16) In which stage of the cell cycle is G₀ located?

Answer: G₁

Section: 2.3

17) When cells withdraw from the continuous cell cycle and enter a "quiescent" phase, which stage are they said to be in?

Answer: G₀

Section: 2.3

18) The house fly, *Musca domestica*, has a haploid chromosome number of 6. How many chromatids should be present in a diploid, somatic, metaphase cell?

Answer: 24

Section: 2.3

19) Regarding the mitotic cell cycle, what is meant by a checkpoint?

Answer: A checkpoint is the portion of a cell cycle that is sensitive to a variety of conditions that impact the eventual health of the cell or individual. Such checkpoints often restrict passage to the next event in the cell cycle.

Section: 2.3

20) After which meiotic stage (meiosis I or II) would one expect monads to be formed? Answer: meiosis II

Section: 2.4

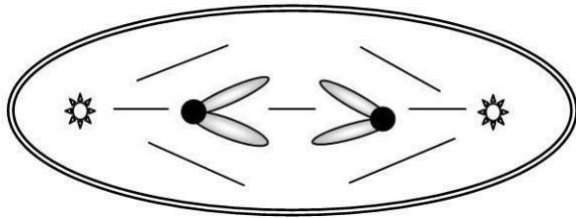
21) Assume that the somatic cells of a male contain one pair of homologous chromosomes (e.g., AaAb) and an additional chromosome without a homolog (e.g., W). Which chromosomal combinations would be expected in the meiotic products (spermatids) of a single primary spermatocyte? (There may be more than one answer.) Answer: AaW, AaW, Ab, Ab or Aa, Aa,

AbW, AbW

Section: 2.4

22) The accompanying sketch depicts a cell from an organism in which $2n = 2$ and each chromosome is metacentric.

(a) Circle the correct stage for the cell in this sketch:



anaphase of mitosis

anaphase of meiosis I

anaphase of meiosis II

telophase of mitosis

(b) Given that each G1 nucleus from this organism contains 16 picograms of DNA, how many picograms of chromosomal DNA would you expect in the cell shown here?

Answer: (a) anaphase of meiosis II

(b) 16 Section:

2.2, 2.4

23) You may have heard through various media of an animal alleged to be the hybrid of a rabbit and a cat. Given that the cat (*Felis domesticus*) has a diploid chromosome number of 38 and a rabbit (*Oryctolagus cuniculus*) has a diploid chromosome number of 44, what would be the expected chromosome number in the somatic tissues of this alleged hybrid?

Answer: 41

Section: 2.4

24) The horse (*Equus caballus*) has 32 pairs of chromosomes, whereas the donkey (*Equus asinus*) has 31 pairs of chromosomes. How many chromosomes would be expected in the somatic tissue of a mule?

Answer: 63

Section: 2.4

25) Name two evolutionarily significant benefits of meiosis that are not present in mitosis.

Answer: reshuffling of homologous chromosomes and crossing over

Section: 2.4

26) What is meant by the term *chiasma*?

Answer: areas where chromatids intertwine during meiosis

Section: 2.4

27) List in order of occurrence the phases of mitosis.

Answer: prophase, prometaphase, metaphase, anaphase, telophase

Section: 2.4

28) The two terms *reductional* and *equational* generally refer to which stages of meiosis (I or II)?

Answer: meiosis I and meiosis II, respectively

Section: 2.4

29) Trisomy 21 or Down syndrome occurs when there is a normal diploid chromosomal complement of 46 chromosomes plus one (extra) chromosome 21. Such individuals therefore have 47 chromosomes. Assume that a mating occurs between a female with Down syndrome and a normal 46-chromosome male. What proportion of the offspring would be expected to have Down syndrome? Justify your answer.

Answer: One-half of the offspring would be expected to have Down syndrome because of 2 X 1 segregation of chromosome 21 at anaphase I.

Section: 2.4

30) Normal diploid somatic (body) cells of the mosquito *Culex pipiens* contain six chromosomes.

Assign the symbols $A \begin{smallmatrix} m \\ p \end{smallmatrix}$, $B \begin{smallmatrix} m \\ p \end{smallmatrix}$, and $C \begin{smallmatrix} m \\ p \end{smallmatrix}$ to the three homologous chromosomal pairs.

The "m" superscript indicates that the homolog is maternally derived; the "p" indicates a paternally derived homolog. Assume that in the genus *Culex*, the sex chromosomes are morphologically identical.

(a) For each of the cell types given below, draw and label (with reference to the symbols defined above) an expected chromosomal configuration.

- mitotic metaphase
- metaphase of meiosis I
- metaphase of meiosis II

(b) The stage at which "sister chromatids go to opposite poles" immediately follows which of the stages listed in (a)?

(c) Assuming that all nuclear DNA is restricted to chromosomes and that the amount of nuclear DNA essentially doubles during the S phase of interphase, how much nuclear DNA would be present in each cell listed in part (a)? *Note:* Assume that the G1 nucleus of a

mosquito cell contains 3.0×10^{-12} grams of DNA.

(d) Given that the sex of *Culex* is determined by alleles of one gene, males heterozygous, *Mm*, and females homozygous, *mm*, illustrate a labeled chromosomal configuration (involving the symbols $A \begin{smallmatrix} m \\ p \end{smallmatrix}$, $B \begin{smallmatrix} m \\ p \end{smallmatrix}$, and $C \begin{smallmatrix} m \\ p \end{smallmatrix}$ and the *M* locus) in a primary spermatocyte at metaphase.

Assume that the *M* locus is on the $A \begin{smallmatrix} m \\ p \end{smallmatrix}$ chromosome and that crossing over has not occurred between the *M* locus and the centromere.

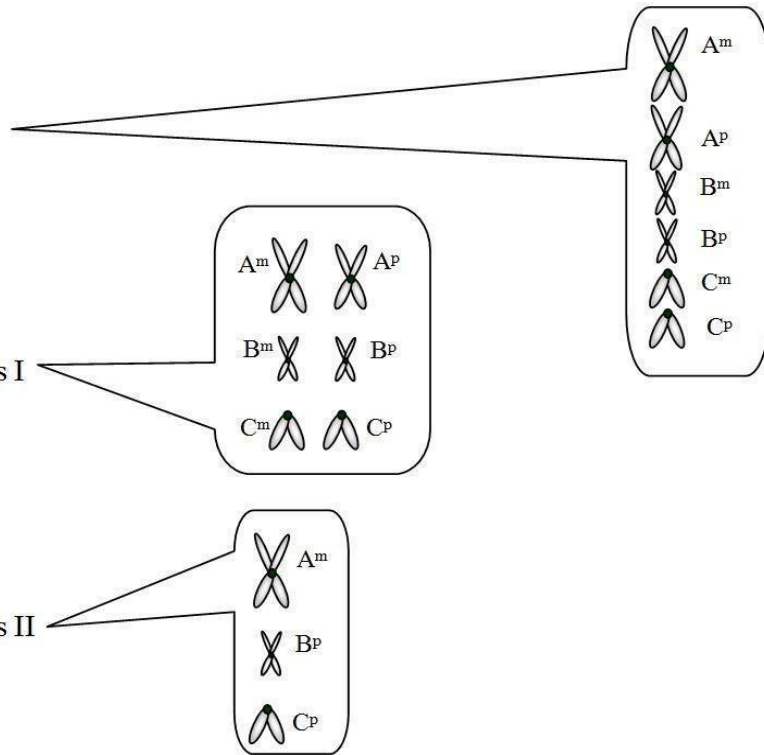
Answers:

(a)

mitotic metaphase

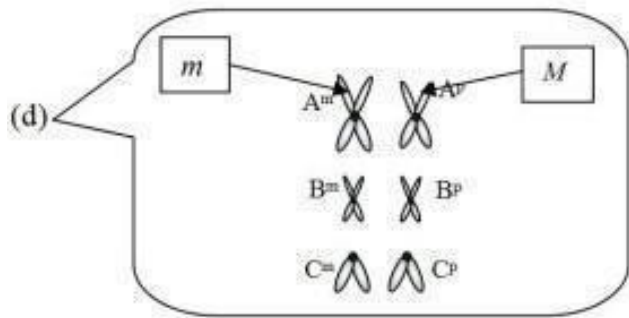
metaphase of meiosis I

metaphase of meiosis II



(b) metaphase of meiosis II and mitotic metaphase

(c) 6,6,3



Section: 2.5

31) *Drosophila melanogaster*, the fruit fly, has a $2n$ chromosome number of 8. Assume that you are microscopically examining the mitotic and meiotic cells of this organism. You note that in the female, two chromosomal pairs are metacentric and two pairs are acrocentric.

(a) Draw the chromosomal configurations as you would expect to see them at the stages listed:

mitotic metaphase

primary oocyte (metaphase)

secondary oocyte (metaphase)

first polar body (metaphase)

ootid (G1)

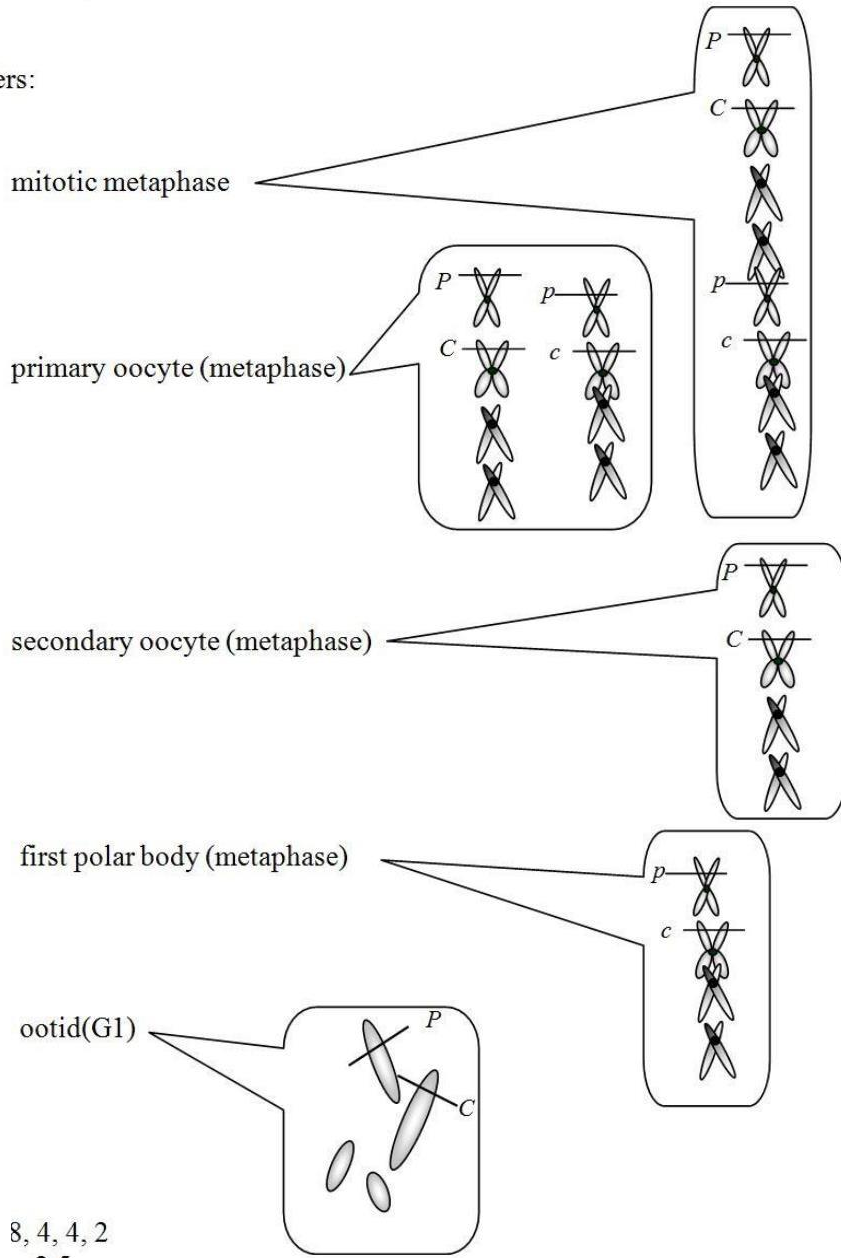
(b) Given that the previously mentioned cells are from individuals heterozygous for two independently segregating, autosomal loci, *plum eyes* and *curled wings*, place appropriate symbols (of your designation) on chromosomes in the drawings you made for part (a). Assume no crossing over, and there may be more than one correct answer in some cases.

(c) Assuming that a somatic G2 nucleus from the individuals mentioned above contains about 8.0 picograms of DNA, how much nuclear DNA would you expect in each of the cells mentioned in part (a)?

Answer: (a,b)

Answers:

(a,b)



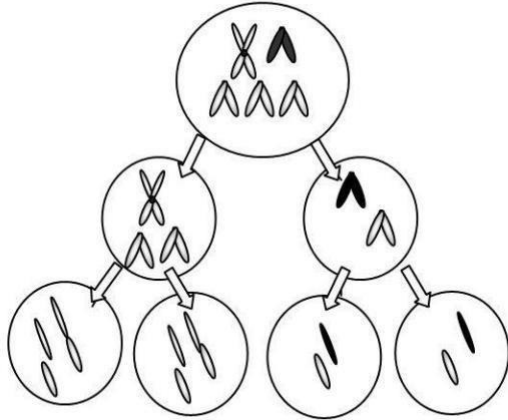
8, 4, 4, 2

(c) 8, 8, 4, 4, 2

Section: 2.5

32) Down syndrome, or trisomy 21, in humans is caused by an extra copy of the relatively small, acrocentric 21. Including only chromosome 21, the X chromosome (medium in size and somewhat metacentric), and the Y chromosome (small and acrocentric), draw one possible array of chromosomes in the four sperm cells produced by the complete meiosis of one primary spermatocyte. For the purposes of this question, assume that males with Down syndrome produce normal ratios of sperm cells. (More than one answer is possible.)

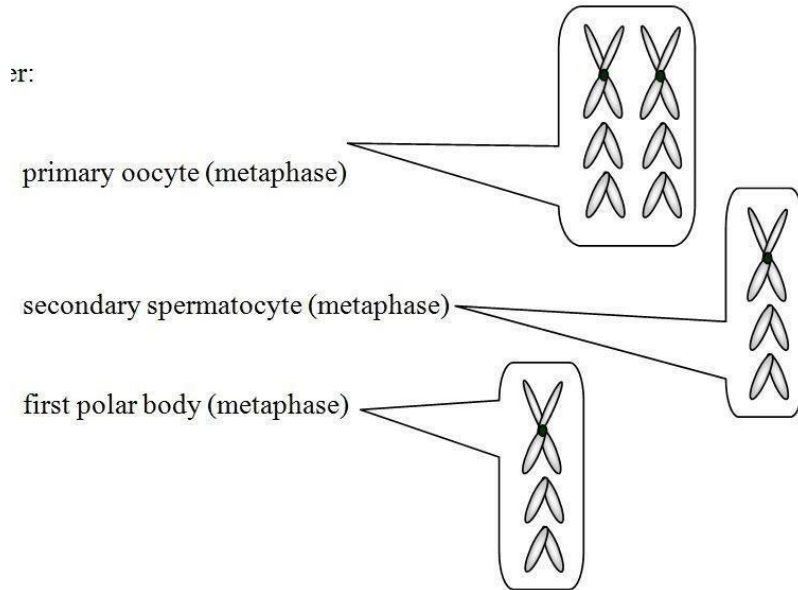
Answer:



Section: 2.5

33) Assume that an organism has a diploid chromosome number of 6. Two chromosomal pairs are telocentric, and the other pair is metacentric. Assume that the sex chromosomes are morphologically identical. Draw chromosomes as you would expect them to appear at the following stages:

primary oocyte (metaphase)
 secondary spermatocyte (metaphase)
 first polar body (metaphase)
 Answer:



Section: 2.5

34) There is about as much nuclear DNA in a primary spermatocyte as in _____ (how many) spermatids?

Answer: 4

Section: 2.5

35) List, in order of appearance, all the cell types expected to be formed during (a) spermatogenesis and (b) oogenesis.

Answer: (a) spermatogonia, primary spermatocyte, secondary spermatocyte, spermatid, spermatozoa

(b) oogonium, primary oocyte, secondary oocyte and first polar body, ootid and second polar body

Section: 2.5

36) If a typical G1 nucleus is $2n$ and contains $2C$ (two complements) of DNA, a prophase I cell is $2n$ and contains $4C$ of DNA.

Answer: TRUE

Section: 2.3

- 37) S phase is the part of interphase when DNA duplication takes place. Answer: TRUE
Section: 2.3
- 38) The centromere of a chromosome separates during anaphase. Answer: TRUE
Section: 2.3
- 39) A chromosome may contain one or two chromatids in different phases of the mitotic or meiotic cell cycle.
Answer: TRUE
Section: 2.3, 2.4
- 40) If a typical G1 nucleus contains 2C (two complements) of DNA, a gamete that is haploid (n) contains 1C of DNA.
Answer: TRUE
Section: 2.4
- 41) During meiosis, chromosome number reduction takes place in anaphase II.
Answer: FALSE
Section: 2.4
- 42) A bivalent at pachytene contains four chromatids.
Answer: TRUE
Section: 2.4
- 43) The meiotic cell cycle involves two cell divisions but only one DNA replication.
Answer: TRUE
Section: 2.4
- 44) An organism with a haploid number of 10 will produce 1024 combinations of chromosomes at the end of meiosis.
Answer: TRUE
Section: 2.4
- 45) An organism with a diploid chromosome number of 46 will produce 2^{23} combinations of chromosomes at the end of meiosis.
Answer: TRUE
Section: 2.4