

Test Bank for Managerial Economics Foundations of Business Analysis  
and Strategy 12th Edition Thomas Maurice 0078021901

9780078021909

Full link download

Test Bank: <https://testbankpack.com/p/test-bank-for-managerial-economics-foundations-of-business-analysis-and-strategy-12th-edition-thomas-maurice-0078021901-9780078021909/>

Solution Manual:

<https://testbankpack.com/p/solution-manual-for-managerial-economics-foundations-of-business-analysis-and-strategy-12th-edition-thomas-maurice-0078021901-9780078021909/>

## Chapter 2: DEMAND, SUPPLY, AND MARKET EQUILIBRIUM

### Multiple Choice

---

- 2-1 If the price of a complement for tires decreases, all else equal,
- quantity demanded for tires will decrease.
  - quantity supplied for tires will decrease.
  - demand for tires will increase.
  - demand for tires will decrease.
  - supply for tires will increase.

Answer: c

Difficulty: 01 Easy

Topic: Demand

AACSB: Reflective Thinking

Blooms: Understand

Learning Objective: 02-01

- 2-2 The market demand curve for a given good shifts when there is a change in any of the following factors EXCEPT
- the price of the good.
  - the level of consumers' income.
  - the prices of goods related in consumption.
  - the tastes of consumers.

Answer: a

Difficulty: 01 Easy

Topic: Demand

AACSB: Reflective Thinking

Blooms: Understand

Learning Objective: 02-01

- 2-3 Which of the following would DECREASE the demand for tennis balls?
- An increase in the price of tennis balls
  - A decrease in the price of tennis rackets
  - An increase in the cost of producing tennis balls
  - A decrease in average household income when tennis balls are a normal good

Answer: d

Difficulty: 01 Easy  
Topic: Demand  
AACSB: Reflective Thinking  
Blooms: Understand  
Learning Objective: 02-01

- 2-4 If input prices increase, all else equal,
- a. quantity supplied will decrease.
  - b. supply will increase.
  - c. supply will decrease.
  - d. demand will decrease.

Answer: c  
Difficulty: 01 Easy  
Topic: Supply  
AACSB: Reflective Thinking

**Chapter 2: DEMAND, SUPPLY, AND MARKET EQUILIBRIUM**

© 2016 by McGraw-Hill Education. This is proprietary material solely for authorized instructor use. Not authorized for sale or distribution in any manner. This document may not be copied, scanned, duplicated, forwarded, distributed, or posted on a website, in whole or part.

Blooms: Understand  
Learning Objective: 02-02

- 2-5 Which of the following would increase the supply of corn?
- an increase in the price of pesticides
  - a decrease in the demand for corn
  - a fall in the price of corn
  - a severe drought in the corn belt
  - a decrease in the price of wheat

Answer: e

Difficulty: 02 Medium

Topic: Supply

AACSB: Analytic

Blooms: Apply

Learning Objective: 02-02

- 2-6 When Sonoma Vineyards reduces the price of its Cabernet Sauvignon from \$15 a bottle to \$12 a bottle, the result is an increase in
- the demand for this wine.
  - the supply of this wine.
  - the quantity of this wine demanded.
  - the quantity of this wine supplied.

Answer: c

Difficulty: 02 Medium

Topic: Supply

AACSB: Reflective Thinking

Blooms: Understand

Learning Objective: 02-02

- 2-7 Which of the following will cause a change in quantity supplied?
- a change in input prices
  - a technological change
  - a change in the number of firms in the market
  - a change in the market price of the

good Answer: d

Difficulty: 01 Easy

Topic: Supply

AACSB: Reflective Thinking

Blooms: Understand

Learning Objective: 02-02

- 2-8 When the average price of videocassette recorders (VCRs) falls, the result is
- an increase in supply of VCRs.
  - an increase in the quantity of VCRs supplied.
  - an increase in the quantity of VCRs demanded.
  - a decrease in the quantity of VCRs

demanded. Answer: c

Difficulty: 01 Easy

Topic: Demand

AACSB: Reflective Thinking

Blooms: Understand

Learning Objective: 02-01

## Chapter 2: DEMAND, SUPPLY, AND MARKET EQUILIBRIUM

2-9 Use the following general linear demand relation:

$$Q_d = 680 - 9P + 0.006M - 4P_R$$

where  $M$  is income and  $P_R$  is the price of a related good,  $R$ . From this relation it is apparent that the good is:

- a. an inferior good
- b. a substitute for good  $R$
- c. a normal good
- d. a complement for good  $R$
- e. both  $c$  and  $d$

Answer: e

Difficulty: 02 Medium

Topic: Demand

AACSB: Analytic

Blooms: Apply

Learning Objective: 02-01

2-10 Use the following general linear demand relation:

$$Q_d = 680 - 9P + 0.006M - 4P_R$$

where  $M$  is income and  $P_R$  is the price of a related good,  $R$ . If  $M = \$15,000$  and  $P_R = \$20$ , the demand function is

- a.  $P = 690 - 9Q_d$ .
- b.  $Q_d = 690 - 9P$ .
- c.  $Q_d = 680 - 9P$ .
- d.  $P = 680 - 9Q_d$ .
- e.  $Q_d = 800 - 19P$ .

Answer: b

Difficulty: 02 Medium

Topic: Demand

AACSB: Analytic

Blooms: Apply

Learning Objective: 02-01

2-11 Use the following general linear demand relation:

$$Q_d = 680 - 9P + 0.006M - 4P_R$$

where  $M$  is income and  $P_R$  is the price of a related good,  $R$ . If  $M = \$15,000$  and  $P_R = \$20$  and the supply function is  $Q_s = 30 + 3P$ , equilibrium price and quantity are, respectively,

- a.  $P = \$55$  and  $Q = 195$ .
- b.  $P = \$6$  and  $Q = 38$ .
- c.  $P = \$12$  and  $Q = 200$ .
- d.  $P = \$50$  and  $Q = 170$ .
- e.  $P = \$40$  and  $Q = 250$ .

### Chapter 2: DEMAND, SUPPLY, AND MARKET EQUILIBRIUM

Answer: a  
Difficulty: 02 Medium  
Topic: Demand  
AACSB: Analytic  
Blooms: Apply  
Learning Objective: 02-01

2-12 Use the following general linear demand relation:

$$Q_d = 680 - 9P + 0.006M - 4P_R$$

where  $M$  is income and  $P_R$  is the price of a related good,  $R$ . If  $M = \$15,000$  and  $P_R = \$20$  and the supply function is  $Q_s = 30 + 3P$ , then, when the price of the good is \$60,

- there is a shortage of 60 units of the good.
- there is equilibrium in the market.
- there is a surplus of 60 units of the good.
- the quantities demanded and supplied are indeterminate.

Answer: c  
Difficulty: 02 Medium  
Topic: Demand  
AACSB: Analytic  
Blooms: Apply  
Learning Objective: 02-01

2-13 Use the following general linear demand relation:

$$Q_d = 680 - 9P + 0.006M - 4P_R$$

where  $M$  is income and  $P_R$  is the price of a related good,  $R$ . If  $M = \$15,000$  and  $P_R = \$20$  and the supply function is  $Q_s = 30 + 3P$ , then, when the price of the good is \$40,

- there is equilibrium in the market.
- there is a shortage of 180 units of the good.
- there is a surplus of 180 units of the good.
- there is a shortage of 80 units of the

good. Answer: b  
Difficulty: 02 Medium  
Topic: Demand  
AACSB: Analytic  
Blooms: Apply  
Learning Objective: 02-01

2-14 Use the following demand and supply functions:

$$\text{Demand: } Q_d = 50 - 4P$$

$$\text{Supply: } Q_s = 20 + 2P$$

Equilibrium price and output are

- a.  $P = \$5$  and  $Q = 70$ .
- b.  $P = \$11$  and  $Q = 3.32$ .
- c.  $P = \$12$  and  $Q = 44$ .
- d.  $P = \$15$  and  $Q = 50$ .
- e. none of the above

Answer: e

Difficulty: 02 Medium

Topic: Demand

AACSB: Analytic

Blooms: Apply

Learning Objective: 02-01

2-15 Use the following demand and supply functions:

$$\text{Demand: } Q_d = 50 - 4P$$

$$\text{Supply: } Q_s = 20 + 2P$$

If the price is \$10, there is a

- a. surplus of 30 units.
- b. shortage of 30 units.
- c. surplus of 40 units.
- d. shortage of 10 units.
- e. none of the above

Answer: a

Difficulty: 01 Easy

Topic: Market Equilibrium

AACSB: Reflective Thinking

Blooms: Understand

Learning Objective: 02-03

2-16 Use the following demand and supply functions:

$$\text{Demand: } Q_d = 50 - 4P$$

$$\text{Supply: } Q_s = 20 + 2P$$

If the price is \$2, there is a

- a. surplus of 10 units.
- b. shortage of 10 units.
- c. surplus of 30 units.
- d. shortage of 18 units.
- e. none of the above

Answer: d

Difficulty: 01 Easy

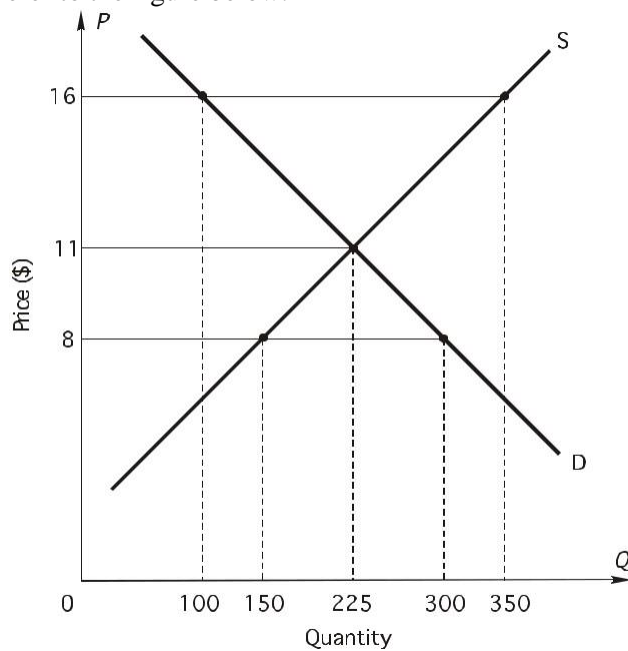
Topic: Market Equilibrium

AACSB: Reflective Thinking

Blooms: Understand

Learning Objective: 02-03

2-17 Refer to the figure below:



- If price is \$16 there is
- a. a shortage of 250 units.
  - b. a surplus of 250 units.
  - c. a shortage of 125 units.
  - d. a surplus of 125 units.
  - e. equilibrium in the market.

Answer: b

Difficulty: 01 Easy

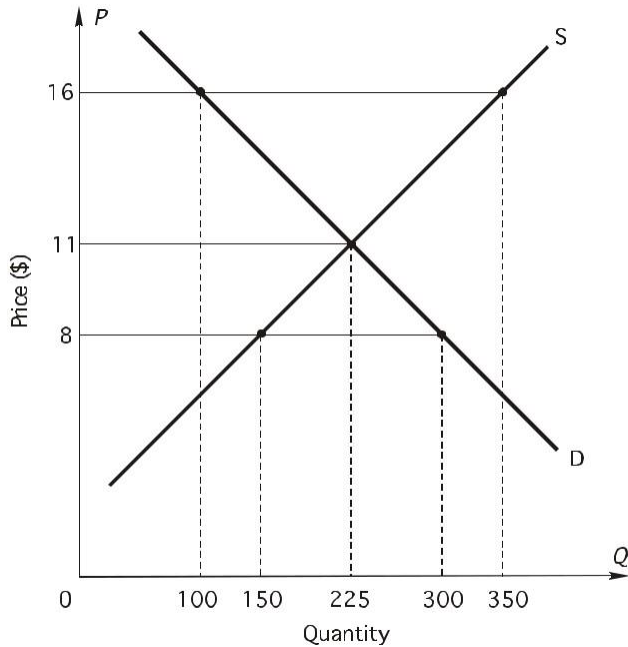
Topic: Market Equilibrium

AACSB: Reflective Thinking

Blooms: Understand

Learning Objective: 02-03

2-18 Refer to the figure below:



If the price is \$16, the resulting

- surplus will lead to a fall in price.
- shortage will lead to a fall in price.
- surplus will lead to a rise in price.
- shortage will lead to a rise in price.

Answer: a

Difficulty: 01 Easy

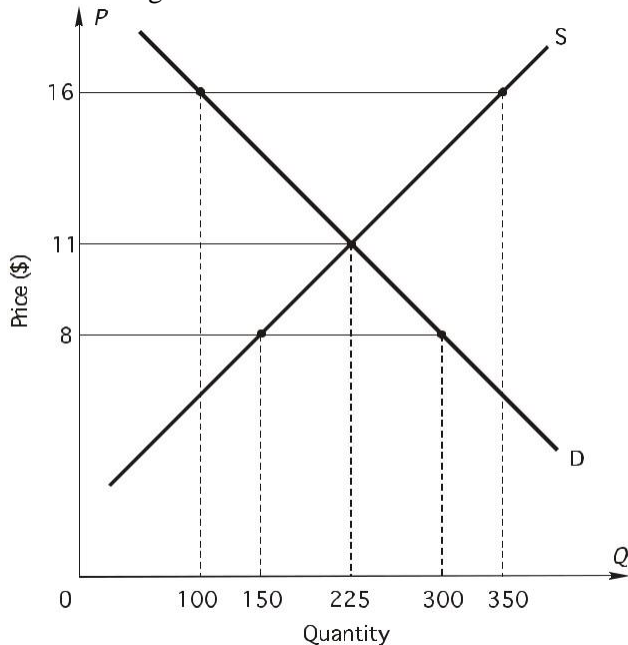
Topic: Market Equilibrium

AACSB: Reflective Thinking

Blooms: Understand

Learning Objective: 02-03

2-19 Refer to the figure below:



If price is \$8,



- a. there will be a surplus of 150 units.
- b. there will be a shortage of 150 units.
- c. price will fall.
- d. shortage of 75 units.
- e. surplus of 75 units.

Answer: b

Difficulty: 01 Easy

Topic: Market Equilibrium

AACSB: Analytic

Blooms: Apply

Learning Objective: 02-03

2-20 Suppose that the market for salad dressing is in equilibrium. Then the price of lettuce rises. What will happen?

- a. The price of salad dressing will rise.
- b. The supply of salad dressing will decrease.
- c. The demand for salad dressing will decrease.
- d. The quantity demanded of salad dressing will increase.

Answer: c

Difficulty: 02 Medium

Topic: Market Equilibrium

AACSB: Analytic

Blooms: Apply

Learning Objective: 02-03

2-21 Scientists have developed a bacterium they believe will lower the freezing point of agricultural products. This innovation could save farmers \$1 billion a year in crops now lost to frost damage. If this technology becomes widely used, what will happen to the equilibrium price and quantity in, for example, the potato market?

- a. price will decrease, quantity will decrease
- b. price will decrease, quantity will increase
- c. price will increase, quantity will decrease
- d. price will increase, quantity will increase
- e. The change in equilibrium price and quantity is indeterminate.

Answer: b

Difficulty: 02 Medium

Topic: Supply

AACSB: Analytic

Blooms: Apply

Learning Objective: 02-02

2-22 Suppose that the market for engagement rings is in equilibrium. Then political unrest in South Africa shuts down the diamond mines there. South Africa is the world's primary supplier of diamonds. What will happen?

- a. The equilibrium quantity of engagement rings will decrease.
- b. The equilibrium price of engagement rings will decrease.
- c. The demand for engagement rings will decrease.
- d. The supply of engagement rings will increase.

Answer: a

Difficulty: 01 Easy

Topic: Supply

AACSB: Analytic

Blooms: Apply

## Chapter 2: DEMAND, SUPPLY, AND MARKET EQUILIBRIUM

Learning Objective: 02-02

- 2-23 So long as the actual market price exceeds the equilibrium market price, there will be
- downward pressure on the price.
  - upward pressure on the price.
  - excess demand.
  - a shortage.

Answer: a

Difficulty: 01 Easy

Topic: Market Equilibrium

AACSB: Analytic

Blooms: Apply

Learning Objective: 02-03

- 2-24 In which of the following cases will the effect on equilibrium output be indeterminate (i.e., depend on the magnitudes of the shifts in supply and demand)?
- Demand increases and supply increases
  - Demand decreases and supply decreases
  - Demand decreases and supply increases
  - Demand remains constant and supply

increases Answer: c

Difficulty: 02 Medium

Topic: Market Equilibrium

AACSB: Analytic

Blooms: Apply

Learning Objective: 02-03

- 2-25 Increases in the wage rates of coal miners and decreases in the price of natural gas would cause the price of coal to
- rise, fall, or remain unchanged depending on the magnitude of the changes, but the equilibrium quantity of coal would fall.
  - rise, fall, or remain unchanged depending on the magnitude of the changes, but the equilibrium quantity of coal would increase.
  - rise, but the equilibrium quantity of coal would rise or fall depending on the magnitude of the changes.
  - rise, but the equilibrium quantity of coal would fall.
  - fall, but the equilibrium quantity of coal would rise or fall depending on the magnitude of the changes.

Answer: a

Difficulty: 02 Medium

Topic: Market Equilibrium

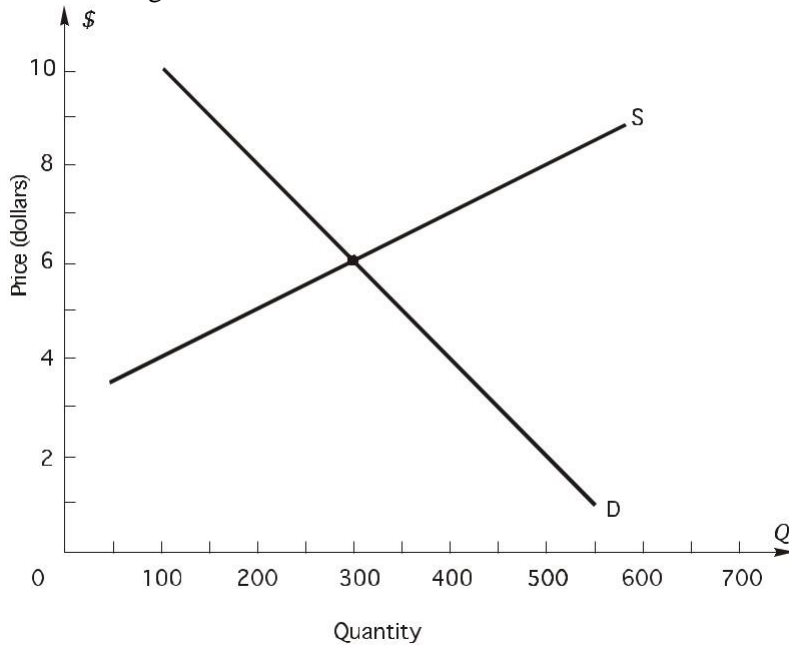
AACSB: Analytic

Blooms: Apply

Learning Objective: 02-03

## Chapter 2: DEMAND, SUPPLY, AND MARKET EQUILIBRIUM

2-26 Refer to the figure below:



In the figure, the equilibrium price and quantity are

- a.  $P = \$6$  and  $Q = 800$ .
- b.  $P = \$4$  and  $Q = 300$ .
- c.  $P = \$4$  and  $Q = 400$ .
- d.  $P = \$6$  and  $Q = 300$ .
- e.  $P = \$7$  and  $Q = 800$ .

Answer: d

Difficulty: 01 Easy

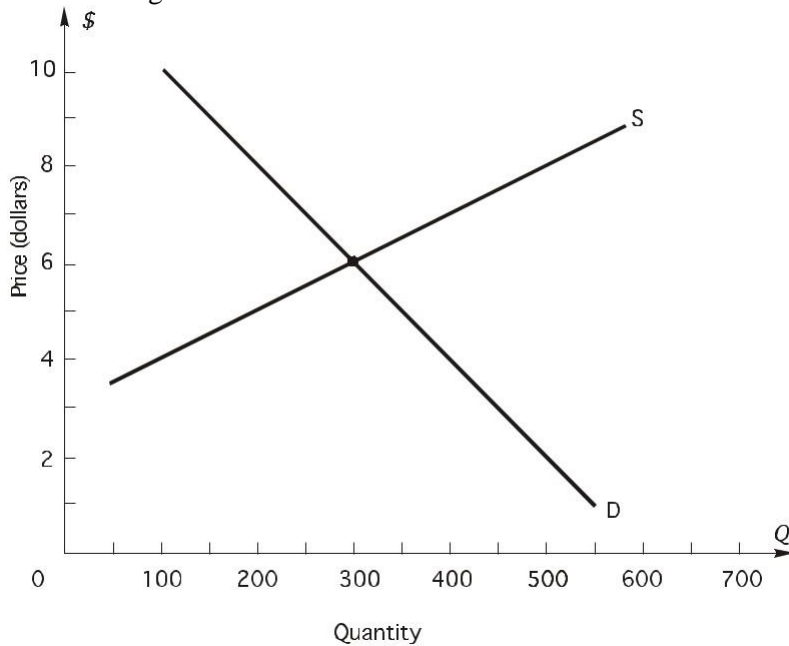
Topic: Market Equilibrium

AACSB: Reflective Thinking

Blooms: Understand

Learning Objective: 02-03

2-27 Refer to the figure below:



Chapter 2: DEMAND, SUPPLY, AND MARKET EQUILIBRIUM

Let demand remain constant at  $D$ ; an increase in wages causes firms to be willing and able to sell 150 fewer units at each price than they were before the wage increase.

- The new equilibrium price and quantity will be  $P = \$6$  and  $Q = 150$ .
- The new equilibrium price and quantity will be  $P = \$6$  and  $Q = 400$ .
- The new equilibrium price and quantity will be  $P = \$7$  and  $Q = 250$ .
- The new equilibrium price and quantity will be  $P = \$8$  and  $Q = 300$ .

Answer: c

Difficulty: 02 Medium

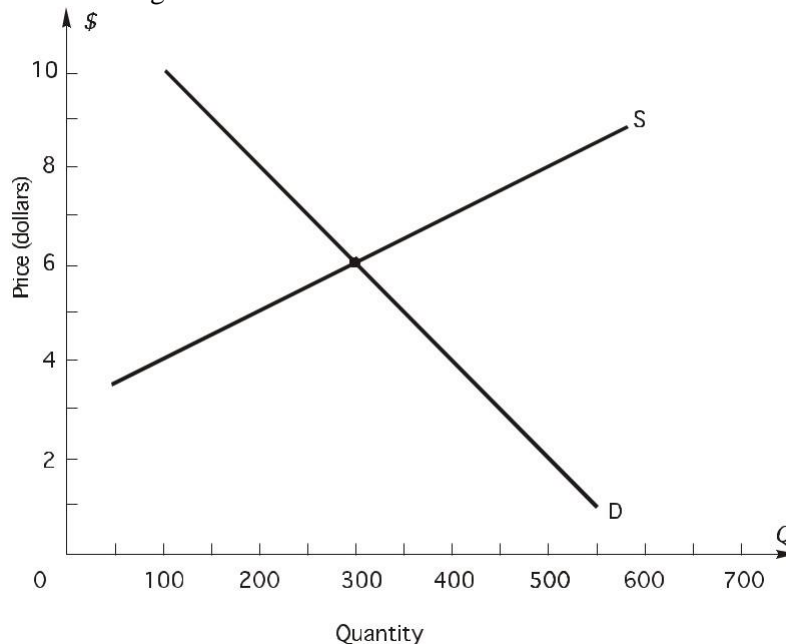
Topic: Market Equilibrium

AACSB: Analytic

Blooms: Apply

Learning Objective: 02-03

2-28 Refer to the figure below:



Let supply remain constant at  $S$ ; a decrease in income causes consumers to be willing and able to purchase 150 fewer units at each price than they were previously.

- The new equilibrium price and quantity will be  $P = \$6$  and  $Q = 150$ .
- The new equilibrium price and quantity will be  $P = \$5$  and  $Q = 150$ .
- The new equilibrium price and quantity will be  $P = \$7$  and  $Q = 250$ .
- The new equilibrium price and quantity will be  $P = \$5$  and  $Q = 200$ .

Answer: d

Difficulty: 02 Medium

Topic: Market Equilibrium

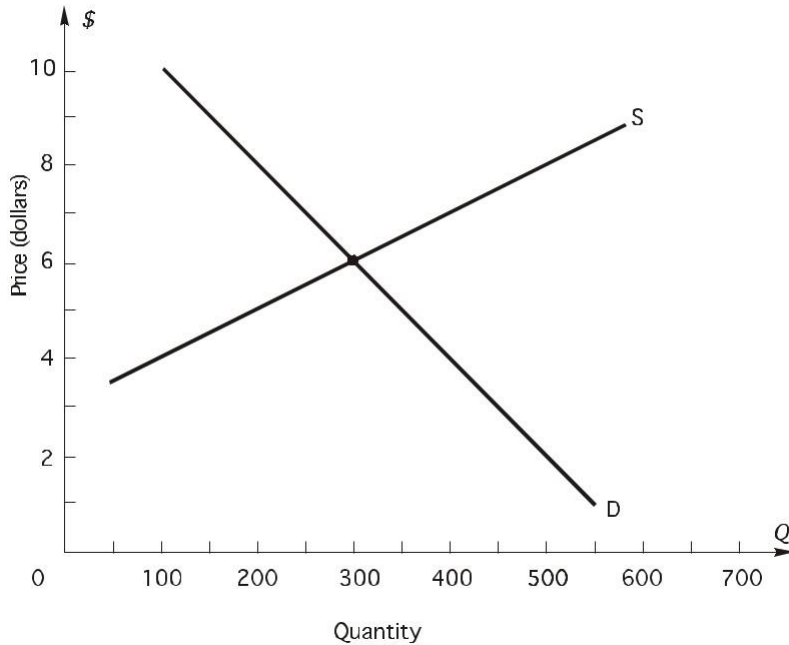
AACSB: Analytic

Blooms: Apply

Learning Objective: 02-03

2-29 Refer to the figure below:

## Chapter 2: DEMAND, SUPPLY, AND MARKET EQUILIBRIUM



Let supply remain constant at  $S$ ; an increase in the price of a substitute good causes consumers to be willing and able to buy 150 more units of the good at each price in the list than they were when demand was  $D$ . Which of the following statements is (are) true?

- At the original equilibrium price there will be a shortage of 150.
- At the original equilibrium price there will be a surplus of 150
- At the new equilibrium  $P = \$6$  and  $Q = 450$ .
- At the new equilibrium  $P = \$7$  and  $Q = 400$ .
- both  $a$  and  $d$

Answer: e

Difficulty: 02 Medium

Topic: Market Equilibrium

AACSB: Analytic

Blooms: Apply

Learning Objective: 02-03

2-30 Use the following demand and supply functions:

$$\text{Demand: } Q_d = 900 - 60P$$

$$\text{Supply: } Q_s = -200 + 50P$$

Equilibrium price and output are

- $P = \$7$  and  $Q = 480$ .
- $P = \$10$  and  $Q = 300$ .
- $P = \$20$  and  $Q = 150$ .
- $P = \$100$  and  $Q = 5,300$ .

Answer: b

Difficulty: 02 Medium

Topic: Market Equilibrium

AACSB: Analytic

Blooms: Apply

Learning Objective: 02-03

2-31 Use the following demand and supply functions:

## Chapter 2: DEMAND, SUPPLY, AND MARKET EQUILIBRIUM

Demand:  $Q_d = 900 - 60P$

Supply:  $Q_s = -200 + 50P$

If the price is currently \$11, there is a

- a. surplus of 110 units.
- b. shortage of 240 units.
- c. surplus of 350 units.
- d. shortage of 700

units. Answer: a

Difficulty: 02 Medium

Topic: Market Equilibrium

AACSB: Analytic

Blooms: Apply

Learning Objective: 02-03

2-32 Use the following demand and supply functions:

Demand:  $Q_d = 900 - 60P$

Supply:  $Q_s = -200 + 50P$

Let supply remain constant; an increase in income causes consumers to be willing and able to buy 220 more units at each price than they were previously. The new equilibrium price and quantity are

- a.  $P = \$10$  and  $Q = 520$ .
- b.  $P = \$12$  and  $Q = 400$ .
- c.  $P = \$10$  and  $Q = 80$ .
- d.  $P = \$15$  and  $Q = 600$ .

Answer: b

Difficulty: 02 Medium

Topic: Market Equilibrium

AACSB: Analytic

Blooms: Apply

Learning Objective: 02-03

2-33 A "puppy boom" and an increase in the price of horse meat would cause the market price of dog food to

- a. rise, fall, or remain unchanged depending on the magnitude of the changes, and the market output to rise.
- b. rise and the market output to rise, fall, or remain unchanged depending on the magnitude of the changes.
- c. rise and the market output to rise .
- d. fall and the market output to rise, fall, or remain unchanged depending on the magnitude of the changes.

Answer: b

Difficulty: 02 Medium

Topic: Market Equilibrium

AACSB: Analytic

Blooms: Apply

Learning Objective: 02-03

## Chapter 2: DEMAND, SUPPLY, AND MARKET EQUILIBRIUM

- 2-34 With a given supply curve, a decrease in demand leads to
- a decrease in equilibrium price and an increase in equilibrium quantity.
  - an increase in equilibrium price and a decrease in equilibrium quantity.
  - a decrease in equilibrium price and a decrease in equilibrium quantity.
  - no change in price and a decrease in equilibrium quantity.

Answer: c

Difficulty: 01 Easy

Topic: Market Equilibrium

AACSB: Reflective Thinking

Blooms: Understand

Learning Objective: 02-03

- 2-35 Suppose that more people want Orange Bowl tickets than the number of tickets available. Which of the following statements is correct?
- There is a shortage of Orange Bowl tickets at the box office price.
  - The box office price is higher than the equilibrium price for Orange Bowl tickets.
  - If the box office price were raised, the excess demand for Orange Bowl tickets would decrease.
  - both *a* and *c*
  - all of the above

Answer: d

Difficulty: 02 Medium

Topic: Market Equilibrium

AACSB: Analytic

Blooms: Apply

Learning Objective: 02-03

- 2-36 Use the following general linear demand relation:

$$Q_d = 100 - 5P + 0.004M - 5P_R$$

where  $P$  is the price of good  $X$ ,  $M$  is income, and  $P_R$  is the price of a related good,  $R$ . What is the demand function when  $M = \$50,000$  and  $P_R = \$10$ ?

- $Q_d = 350 - 5P$
- $Q_d = 300 - 5P$
- $Q_d = 200 - 5P$
- $Q_d = 100 - 5P$
- none of the above

Answer: e

Difficulty: 02 Medium

Topic: Market Equilibrium

AACSB: Analytic

Blooms: Apply

Learning Objective: 02-03

- 2-37 Use the following general linear demand relation:

$$Q_d = 100 - 5P + 0.004M - 5P_R$$

## Chapter 2: DEMAND, SUPPLY, AND MARKET EQUILIBRIUM

where  $P$  is the price of good  $X$ ,  $M$  is income, and  $P_R$  is the price of a related good,  $R$ . From the demand function it is apparent that related good  $R$  is

- a. normal.
- b. inferior.
- c. a substitute for good  $X$ .
- d. a complement for good  $X$ .

Answer: d

Difficulty: 02 Medium

Topic: Market Equilibrium

AACSB: Analytic

Blooms: Apply

Learning Objective: 02-03

2-38 Use the following general linear demand relation:

$$Q_d = 100 - 5P + 0.004M - 5P_R$$

where  $P$  is the price of good  $X$ ,  $M$  is income, and  $P_R$  is the price of a related good,  $R$ . If  $M = \$50,000$  and  $P_R = \$10$  and the supply function is  $Q_s = 150 + 5P$ , market price and output are, respectively,

- a.  $P = \$12$  and  $Q = 150$ .
- b.  $P = \$10$  and  $Q = 200$ .
- c.  $P = \$12$  and  $Q = 200$ .
- d.  $P = \$15$  and  $Q = 175$ .
- e.  $P = \$15$  and  $Q =$

225. Answer: b

Difficulty: 02 Medium

Topic: Market Equilibrium

AACSB: Analytic

Blooms: Apply

Learning Objective: 02-03

2-39 Use the following general linear demand relation:

$$Q_d = 100 - 5P + 0.004M - 5P_R$$

where  $P$  is the price of good  $X$ ,  $M$  is income, and  $P_R$  is the price of a related good,  $R$ . If income increases to  $\$100,000$  and the price of the related good is now  $\$20$ , what is the demand function?

- a.  $Q_d = 300 - 5P$
- b.  $Q_d = 400 - 10P$
- c.  $Q_d = 100 - 10P$
- d.  $Q_d = 400 - 5P$
- e. none of the above

Answer: d

Difficulty: 02 Medium

Topic: Market Equilibrium

AACSB: Analytic

Blooms: Apply

Learning Objective: 02-03

## Chapter 2: DEMAND, SUPPLY, AND MARKET EQUILIBRIUM



2-40 Use the following general linear demand relation:

$$Q_d = 100 - 5P + 0.004M - 5P_R$$

where  $P$  is the price of good  $X$ ,  $M$  is income, and  $P_R$  is the price of a related good,  $R$ . Income is \$100,000, the price of the related good is \$20, and the supply function is  $Q_s = 150 + 5P$ . What is the equilibrium price?

- a. \$30
- b. \$25
- c. \$40
- d. \$35
- e. \$50

Answer: b

Difficulty: 02 Medium

Topic: Market Equilibrium

AACSB: Analytic

Blooms: Apply

Learning Objective: 02-03

2-41 Use the following general linear demand relation:

$$Q_d = 100 - 5P + 0.004M - 5P_R$$

where  $P$  is the price of good  $X$ ,  $M$  is income, and  $P_R$  is the price of a related good,  $R$ . Income is \$80,000, and the price of the related good is \$40. Also let consumers' tastes change so that consumers now demand 100 more units at each price. When the price of the good is \$50, how many units of the good are demanded?

- a. 70
- b. 200
- c. 220
- d. 100
- e. none of the above

Answer: a

Difficulty: 02 Medium

Topic: Market Equilibrium

AACSB: Analytic

Blooms: Apply

Learning Objective: 02-03

2-42 If a demand curve goes through the point  $P = \$6$  and  $Q_d = 400$ , then

- a. \$6 is the highest price consumers will pay for 400 units.
- b. \$6 is the lowest price consumers can be charged to induce them to buy 400 units.
- c. 400 units are the most consumers will buy if price is \$6.
- d. consumers will buy more than 400 if price is \$6.
- e. both  $a$  and  $c$

Answer: e

Difficulty: 02 Medium

Topic: Market Equilibrium

AACSB: Analytic

Blooms: Apply

## Chapter 2: DEMAND, SUPPLY, AND MARKET EQUILIBRIUM

Learning Objective: 02-03

- 2-43 If a supply curve goes through the point  $P = \$10$  and  $Q_s = 320$ , then
- \$10 is the highest price that will induce firms to supply 320 units.
  - \$10 is the lowest price that will induce firms to supply 320 units.
  - at a price higher than \$10 there will be a surplus.
  - at a price lower than \$10 there will be a shortage.
  - both *c* and *d*

Answer: b

Difficulty: 02 Medium

Topic: Market Equilibrium

AACSB: Analytic

Blooms: Apply

Learning Objective: 02-03

- 2-44 Use the following general linear supply function:

$$Q_s = 40 + 6P - 8P_I + 10F$$

where  $Q_s$  is the quantity supplied of the good,  $P$  is the price of the good,  $P_I$  is the price of an input, and  $F$  is the number of firms producing the good. If  $P_I = \$20$  and  $F = 60$  what is the equation of the supply function?

- $Q_s = 400 + 6P$
- $Q_s = 40 + 8P$
- $P = 480 + 6Q_s$
- $Q_s = 480 + 6P$
- none of the above

Answer: d

Difficulty: 02 Medium

Topic: Market Equilibrium

AACSB: Analytic

Blooms: Apply

Learning Objective: 02-03

- 2-45 Use the following general linear supply function:

$$Q_s = 40 + 6P - 8P_I + 10F$$

where  $Q_s$  is the quantity supplied of the good,  $P$  is the price of the good,  $P_I$  is the price of an input, and  $F$  is the number of firms producing the good. If  $P_I = \$20$ ,  $F = 60$ , and the demand function is  $Q_d = 600 - 6P$  the equilibrium price and quantity are, respectively,

- $P = \$10$  and  $Q = 640$ .
- $P = \$8$  and  $Q = 326$ .
- $P = \$10$  and  $Q = 540$ .
- $P = \$8$  and  $Q = 640$ .
- none of the

above. Answer: c

Difficulty: 02 Medium

## Chapter 2: DEMAND, SUPPLY, AND MARKET EQUILIBRIUM

Topic: Market Equilibrium  
AACSB: Analytic  
Blooms: Apply  
Learning Objective: 02-03

2-46 Use the following general linear supply function:

$$Q_s = 40 + 6P - 8P_I + 10F$$

where  $Q_s$  is the quantity supplied of the good,  $P$  is the price of the good,  $P_I$  is the price of an input, and  $F$  is the number of firms producing the good. Now suppose  $P_I = \$40$  and  $F = 50$ , what is the largest amount of the good that firms will supply when the price of the good is \$20?

- a. 340 units
- b. 220 units
- c. 120 units
- d. 80 units

Answer: a  
Difficulty: 02 Medium  
Topic: Market Equilibrium  
AACSB: Analytic  
Blooms: Apply  
Learning Objective: 02-03

2-47 Use the following general linear supply function:

$$Q_s = 40 + 6P - 8P_I + 10F$$

where  $Q_s$  is the quantity supplied of the good,  $P$  is the price of the good,  $P_I$  is the price of an input, and  $F$  is the number of firms producing the good. When  $P_I = \$40$  and  $F = 50$ , the

INVERSE supply function is

- a.  $P = -36.667 + 0.1667Q_s$ .
- b.  $P = -220 + 6Q_s$ .
- c.  $P = 220 + 0.1667Q_s$ .
- d.  $P = 220 + 6Q_s$ .

Answer: a  
Difficulty: 01 Easy  
Topic: Market Equilibrium  
AACSB: Analytic  
Blooms: Apply  
Learning Objective: 02-03

2-48 Use the following general linear supply function:

$$Q_s = 40 + 6P - 8P_I + 10F$$

where  $Q_s$  is the quantity supplied of the good,  $P$  is the price of the good,  $P_I$  is the price of an input, and  $F$  is the number of firms producing the good. Suppose  $P_I = \$40$  and  $F = 50$ , what is the lowest price that will induce firms to supply 400 units of output?

- a. \$15

### Chapter 2: DEMAND, SUPPLY, AND MARKET EQUILIBRIUM

- b. \$20
- c. \$25
- d. \$30
- e. \$35

Answer: d

Difficulty: 02 Medium

Topic: Market Equilibrium

AACSB: Analytic

Blooms: Apply

Learning Objective: 02-03

2-49 Use the following general linear supply function:

$$Q_s = 40 + 6P - 8P_I + 10F$$

where  $Q_s$  is the quantity supplied of the good,  $P$  is the price of the good,  $P_I$  is the price of an input, and  $F$  is the number of firms producing the good. Suppose  $P_I = \$40$ ,  $F = 50$ , and the demand function is  $Q_d = 700 - 6P$ , then if government sets a price of \$50 what will be the result?

- a. a shortage of 120
- b. a surplus of 120
- c. a shortage of 160
- d. a surplus of 160

Answer: b Difficulty: 01

Easy Topic: Market

Equilibrium AACSB:

Analytic Blooms: Apply

Learning Objective: 02-03

2-50 Use the following general linear supply function:

$$Q_s = 40 + 6P - 8P_I + 10F$$

where  $Q_s$  is the quantity supplied of the good,  $P$  is the price of the good,  $P_I$  is the price of an input, and  $F$  is the number of firms producing the good. Suppose  $P_I = \$40$ ,  $F = 50$ , and the demand function is  $Q_d = 700 - 6P$ , then if government sets a price of \$30 what will be the result?

- a. a shortage of 120
- b. a surplus of 120
- c. a shortage of 160
- d. a surplus of 160

Answer: a Difficulty: 01

Easy Topic: Market

Equilibrium AACSB:

Analytic Blooms: Apply

Learning Objective: 02-03

2-51 Use the following general linear demand function below:

### Chapter 2: DEMAND, SUPPLY, AND MARKET EQUILIBRIUM

$$Q_d = a + bP + cM + dP_R$$

where  $Q_d$  = quantity demanded,  $P$  = the price of the good,  $M$  = income,  $P_R$  = the price of a good related in consumption. The law of demand requires that

- $a < 0$ .
- $b < 0$ .
- $P < 0$ .
- $a < 0$  and  $b < 0$ .
- $b < 0$  and  $P < 0$ .

Answer: b Difficulty:

02 Medium

Topic: Changes in Market Equilibrium

AACSB: Analytic

Blooms: Apply

Learning Objective: 02-05

2-52 Use the following general linear demand function below:

$$Q_d = a + bP + cM + dP_R$$

where  $Q_d$  = quantity demanded,  $P$  = the price of the good,  $M$  = income,  $P_R$  = the price of a good related in consumption. If  $c = 15$  and  $d = 20$ , the good is

- a normal good.
- an inferior good.
- a substitute for good  $R$ .
- a complement with good  $R$ .
- both  $a$  and  $c$

Answer: e

Difficulty: 02 Medium

Topic: Demand

AACSB: Analytic

Blooms: Apply

Learning Objective: 02-01

2-53 Use the following general linear demand function below:

$$Q_d = a + bP + cM + dP_R$$

where  $Q_d$  = quantity demanded,  $P$  = the price of the good,  $M$  = income,  $P_R$  = the price of a good related in consumption. For the general linear demand function given above

- $\Delta Q_d / \Delta M = c$ .
- $d$  is the effect on the quantity demanded of the good of a one-dollar change in the price of the related good, all other things constant.
- $b$  is the effect on the quantity demanded of the good of a one-dollar change in the price of the good, all other things constant.
- all of the above

Answer: d

Difficulty: 03 Hard

Topic: Demand

### Chapter 2: DEMAND, SUPPLY, AND MARKET EQUILIBRIUM

AACSB: Analytic  
Blooms: Analyze  
Learning Objective: 02-01

- 2-54 If the current price of a good is \$10, market demand is  $Q_d = 400 - 20P$ , and market supply is  $Q_s = -50 + 10P$ , then
- more of the good is being produced than people want to buy.
  - a lower price will increase the shortage.
  - at the current price there is excess demand, or a shortage, of 150 units.
  - Both *b* and *c*
  - All of the above

Answer: d

Difficulty: 02 Medium

Topic: Demand

AACSB: Analytic

Blooms: Apply

Learning Objective: 02-01

- 2-55 Yesterday's newspaper reported the results of a study indicating that people who eat more bananas are more attractive to the opposite sex. What do you expect to happen to the market price and quantity of bananas?
- price will decrease, quantity will decrease
  - price will decrease, quantity will increase
  - price will increase, quantity will decrease
  - price will increase, quantity will increase

Answer: d

Difficulty: 01 Easy

Topic: Market Equilibrium

AACSB: Analytic

Blooms: Apply

Learning Objective: 02-03

- 2-56 If the market price of eggs rises at the same time as the market quantity of eggs purchased decreases, this could have been caused by
- an increase in demand with no change in supply.
  - a decrease in supply with no change in demand.
  - an increase in supply and an increase in demand.
  - an increase in supply and a decrease in demand.

Answer: b

Difficulty: 02 Medium

Topic: Market Equilibrium

AACSB: Analytic

Blooms: Apply

Learning Objective: 02-03

- 2-57 Derrick owns and operates a bakery. Every Saturday he bakes a batch of fresh kolaches, and every Saturday he sells all the kolaches and has to turn some customers away. Which of the following statements is correct?
- At the current price, quantity demanded exceeds quantity supplied.
  - The current price is higher than the equilibrium price.
  - If Derrick lowered the price of kolaches, the shortage would increase.
  - both *a* and *c*

## Chapter 2: DEMAND, SUPPLY, AND MARKET EQUILIBRIUM

e. all of the above  
Answer: d Difficulty: 02  
Medium Topic: Market  
Equilibrium AACSB:  
Reflective Thinking Blooms:  
Understand Learning  
Objective: 02-03

- 2-58 In which of the following cases must price always fall?
- Demand increases and supply increases.
  - Demand decreases and supply decreases.
  - Supply increases and demand remains constant.
  - Demand decreases and supply increases.
  - Both *c* and *d*

Answer: e  
Difficulty: 02 Medium  
Topic: Market Equilibrium  
AACSB: Analytic  
Blooms: Apply  
Learning Objective: 02-03

- 2-59 Consumer surplus
- is positive for all but the last unit purchased.
  - for a particular unit of consumption is computed by taking the difference between demand price and market price.
  - is the area below demand and above market price over all the units consumed.
  - added to producer surplus provides a measure of the net gain to society from the production and consumption of the good.
  - all of the above

Answer: e  
Difficulty: 01 Easy  
Topic: Measuring the Value of Market Exchange  
AACSB: Reflective Thinking  
Blooms: Understand  
Learning Objective: 02-04

- 2-60 If the demand price for the 2,000<sup>th</sup> unit of a good is \$10, then
- total consumer surplus for 2,000 units is \$10,000.
  - the economic value of the 2,000<sup>th</sup> unit is \$10.
  - consumer surplus for the 2,000<sup>th</sup> unit can be computed by subtracting the supply price for the 2,000<sup>th</sup> unit.
  - the net gain to society from the production and consumption of the 2,000<sup>th</sup> unit can be computed by subtracting the supply price from \$10.
  - Both *b* and *d*

Answer: e  
Difficulty: 02 Medium  
Topic: Measuring the Value of Market Exchange  
AACSB: Analytic  
Blooms: Apply  
Learning Objective: 02-04

- 2-61 Suppose an individual buyer values a pound of butter at \$10. If the market price of butter is \$8, what is the consumer surplus for this buyer?

## Chapter 2: DEMAND, SUPPLY, AND MARKET EQUILIBRIUM

- a. \$0
- b. \$2
- c. \$3
- d. \$4
- e. \$5

Answer: b

Difficulty: 01 Easy

Topic: Measuring the Value of Market Exchange

AACSB: Reflective Thinking

Blooms: Remember

Learning Objective: 02-04

2-62 If the market price of a good is \$150 and the supply price of the good is \$70, what is the producer surplus if any?

- a. \$0
- b. \$70
- c. \$80
- d. \$150
- e. \$220

Answer: c

Difficulty: 01 Easy

Topic: Measuring the Value of Market Exchange

AACSB: Reflective Thinking

Blooms: Remember

Learning Objective: 02-04

2-63 Suppose the demand and supply curves for good  $X$  are both *linear*. The demand price for the first unit of  $X$  is \$28, and the supply price for the first unit of  $X$  is \$6. If the equilibrium price for good  $X$  is \$16 and the equilibrium quantity of  $X$  is 24,000 units, then *total* consumer surplus is \$\_\_\_\_\_, *total* producer surplus is \$\_\_\_\_\_, and *total* social surplus is \$\_\_\_\_\_.

- a. \$28; \$6; \$16
- b. \$144,000; \$120,000; \$264,000
- c. \$120,000; \$144,000; \$264,000
- d. \$672,000; \$144,000; \$384,000
- e. \$144,000; \$672,000;

\$384,000 Answer: b

Difficulty: 03 Hard

Topic: Measuring the Value of Market Exchange

AACSB: Analytic

Blooms: Apply

Learning Objective: 02-04

2-64 Suppose there are only three consumers in the market for a good and each consumer will buy only one unit of the good. Their individual economic values for the good are \$6, \$8, and \$12, respectively. If the market price for the good is \$10, what is the *total* consumer surplus for the three buyers?

- a. \$2
- b. \$4
- c. \$6
- d. \$8
- e. \$12

Answer: a

Difficulty: 02 Medium

## Chapter 2: DEMAND, SUPPLY, AND MARKET EQUILIBRIUM



Topic: Measuring the Value of Market Exchange  
AACSB: Analytic  
Blooms: Apply  
Learning Objective: 02-04